

غرفة دبي
DUBAI CHAMBERS

غرفة دبي
DUBAI CHAMBER
للتجارة COMMERCE

غرفة دبي
DUBAI CHAMBER
الرقمية DIGITAL

غرفة دبي
DUBAI CHAMBER
العالمية INTERNATIONAL

DUBAI CHAMBERS
ITALY OFFICE
LAUNCH



AGENDA

▣ Dubai Business Highlights

▣ Dubai Chambers

▣ Bilateral Trade





Dubai Business Highlights



UAE & Dubai

KEY ECONOMIC INDICATORS



UAE

- **1st most competitive country in the Arab World**
- **1st regionally and 11th globally of world's most modern countries in 2023**
- **1st globally in the Global Entrepreneurship Index 2023**
- **1st in MENA and 10th globally in global Soft Power Index 2023**
- **1st world's top Millionaire destination in 2022**
- **1st regionally and 10th globally in Country Efficiency Index 2023**
- **2nd safest country in the world in 2023**
- **1st regionally and 3rd globally as top emerging markets**



DUBAI

- **1st regionally and 5th best city in the world for 2023 - Best Cities**
- **2nd globally in top city destinations of 2022 - Euromonitor Top City Destinations Index**
- **2nd best city in the world for expats in 2022 - InterNations**
- **4th most active luxury residential market in 2022**
- **1st most popular travel destination of 2023 by TripAdvisor**
- **1st world's top destination for FDI projects in H1 2022**
- **5th globally and 1st in the Arab World in the UN e-Government Survey 2022**



DUBAI ECONOMIC AGENDA (D33)




Dubai Economic Agenda (D33) is a roadmap to the future. It strengthens Dubai's status as the world's most successful economic model.

D33 key goals & objectives:

- Economic Targets of AED32 trillion by 2033
- Double the size of Dubai's economy
- Consolidate Dubai's position among the top three global cities
- Double foreign trade to reach AED25.6 trillion and add 400 cities as key trading partners
- Attract AED60 billion annually in FDIs to reach AED650 billion in 10 years
- Increase private sector investment to reach AED1 trillion by 2033
- Achieve an annual AED100 billion contribution from digital transformation
- Launch of "Sandbox Dubai"
- Launch of Dubai Unified License
- Raise the city's status as a preferred destination for major international companies and investments and make Dubai an international hub for global multinational companies (MNCs) and national SMEs
- Launch of Dubai's Traders project
- Launch of Dubai's Economic Corridors 2033 with Africa, Latin America and South East Asia

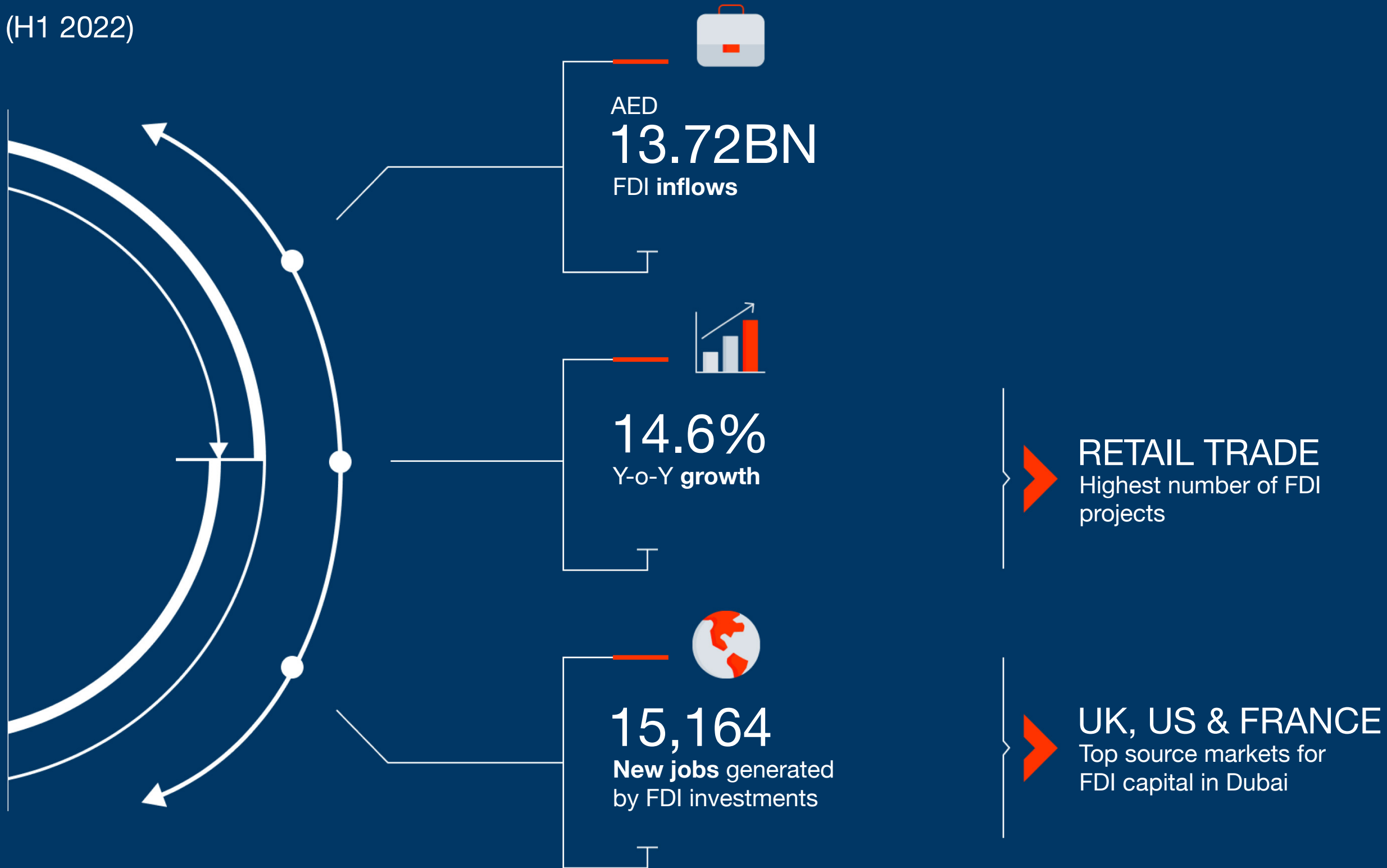
DUBAI'S GDP

(first 9 months of 2022)



DUBAI'S FDI

(H1 2022)

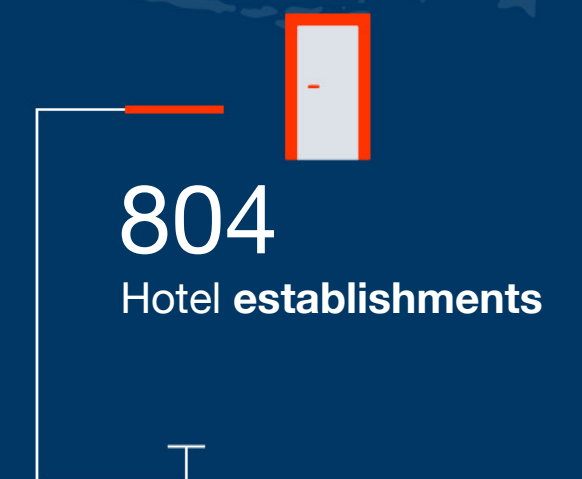
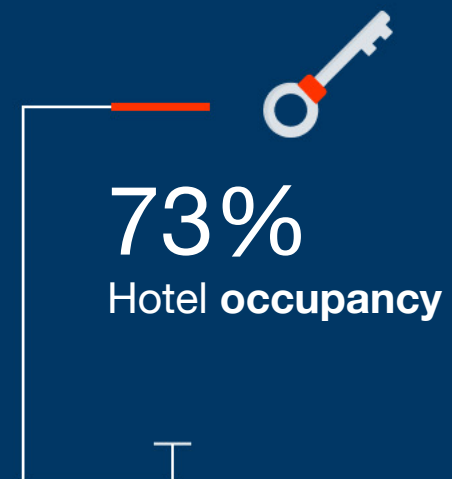
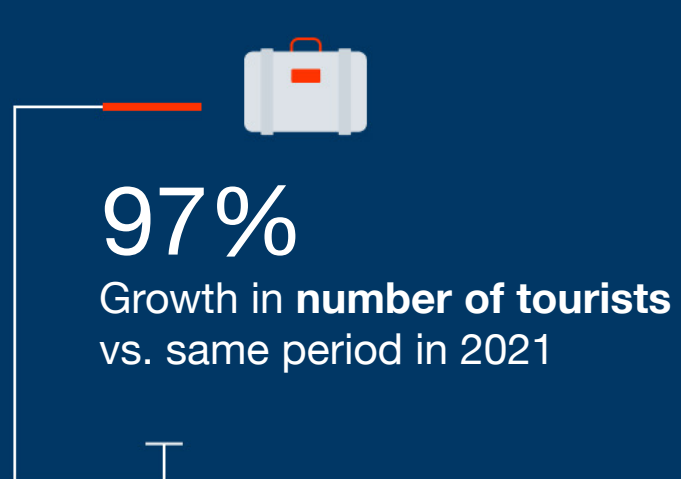


DUBAI'S TOURISM

(2022)

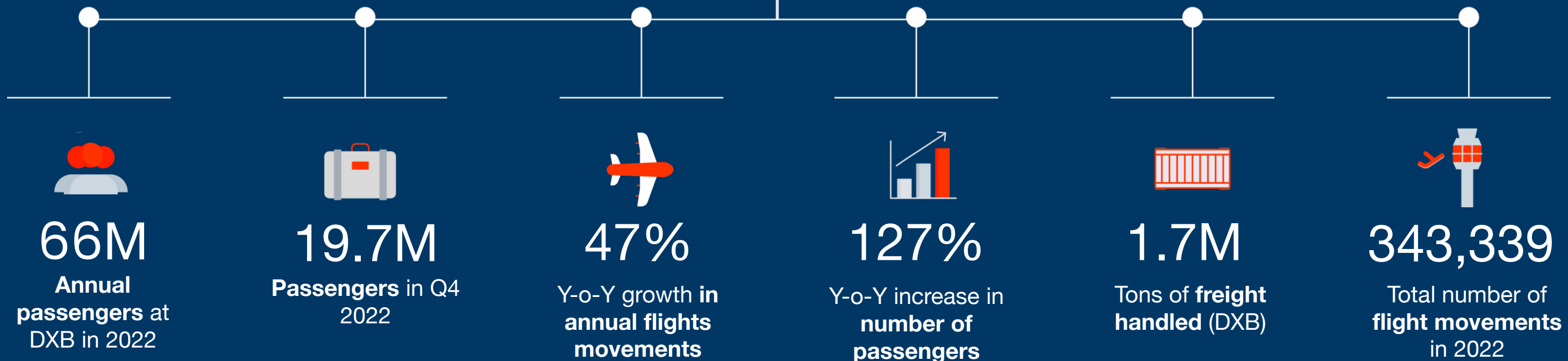
14.36_{MN}

International visitors




DUBAI'S AVIATION & TRAVEL

(2022)



DUBAI'S REAL ESTATE

AED **528** BN
Total transactions value



122,658
Real estate transactions in Dubai property market in 2022



44.7%
Growth in volume of real estate transaction vs. 2021



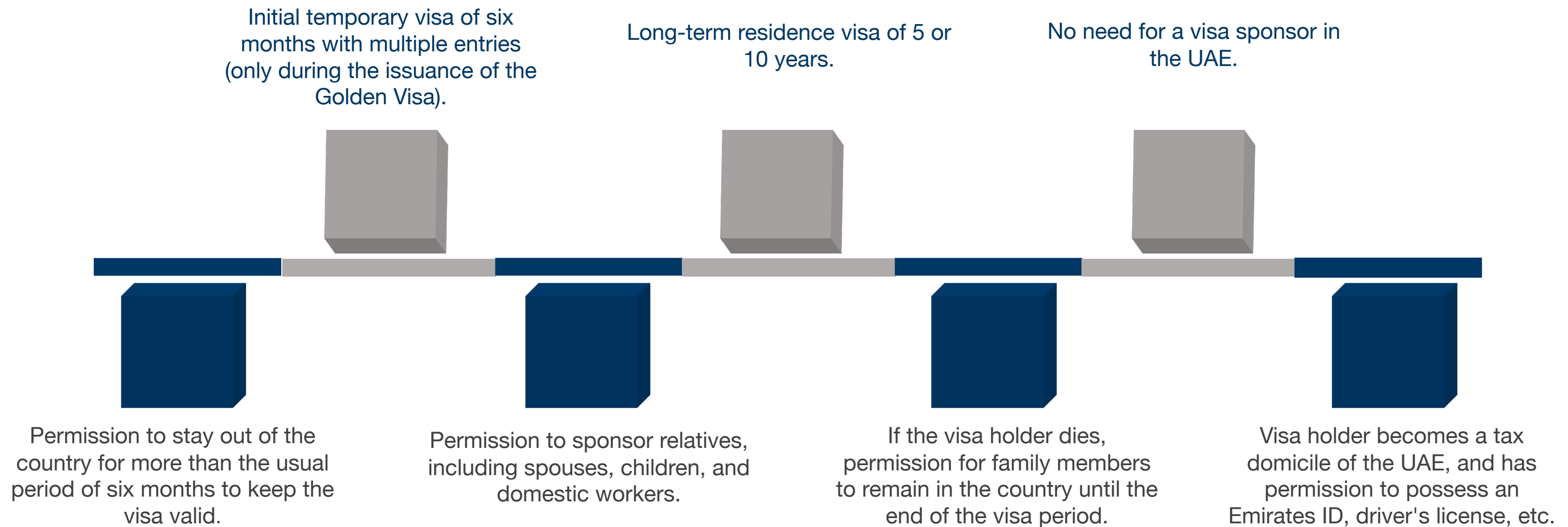
76.5%
Growth in value of real estate transaction vs. 2021



80,216
Investors registered
115,183 new real estate investments

GOLDEN VISAS

- 5 or 10 year residence visa that allows investors, entrepreneurs, talent, and foreign students to live in the UAE with many benefits:





Dubai Chambers Highlights



MISSION, VISION & STRATEGIC PRIORITIES



VISION

To be the best chamber in the world on driving competitiveness and business growth by 2024



MISSION

Represent, support and protect the interests of the business community in Dubai



STRATEGIC PRIORITIES


- Improve Dubai's favourable business environment
- Attract international businesses & investments into Dubai
- Drive international expansion of Dubai Chambers' members
- Grow Dubai's digital economy
- Increase effectiveness of advocacy
- Sustain institutional & customer excellence



DUBAI CHAMBERS STRUCTURE


غرفة دبي
DUBAI CHAMBERS
AMBITION IN FOCUS



غرفة دبي
DUBAI CHAMBER
للتجارة COMMERCE
BUSINESS IN FOCUS




غرفة دبي
DUBAI CHAMBER
العالمية INTERNATIONAL
WORLD IN FOCUS




غرفة دبي
DUBAI CHAMBER
الرقمية DIGITAL
FUTURE IN FOCUS





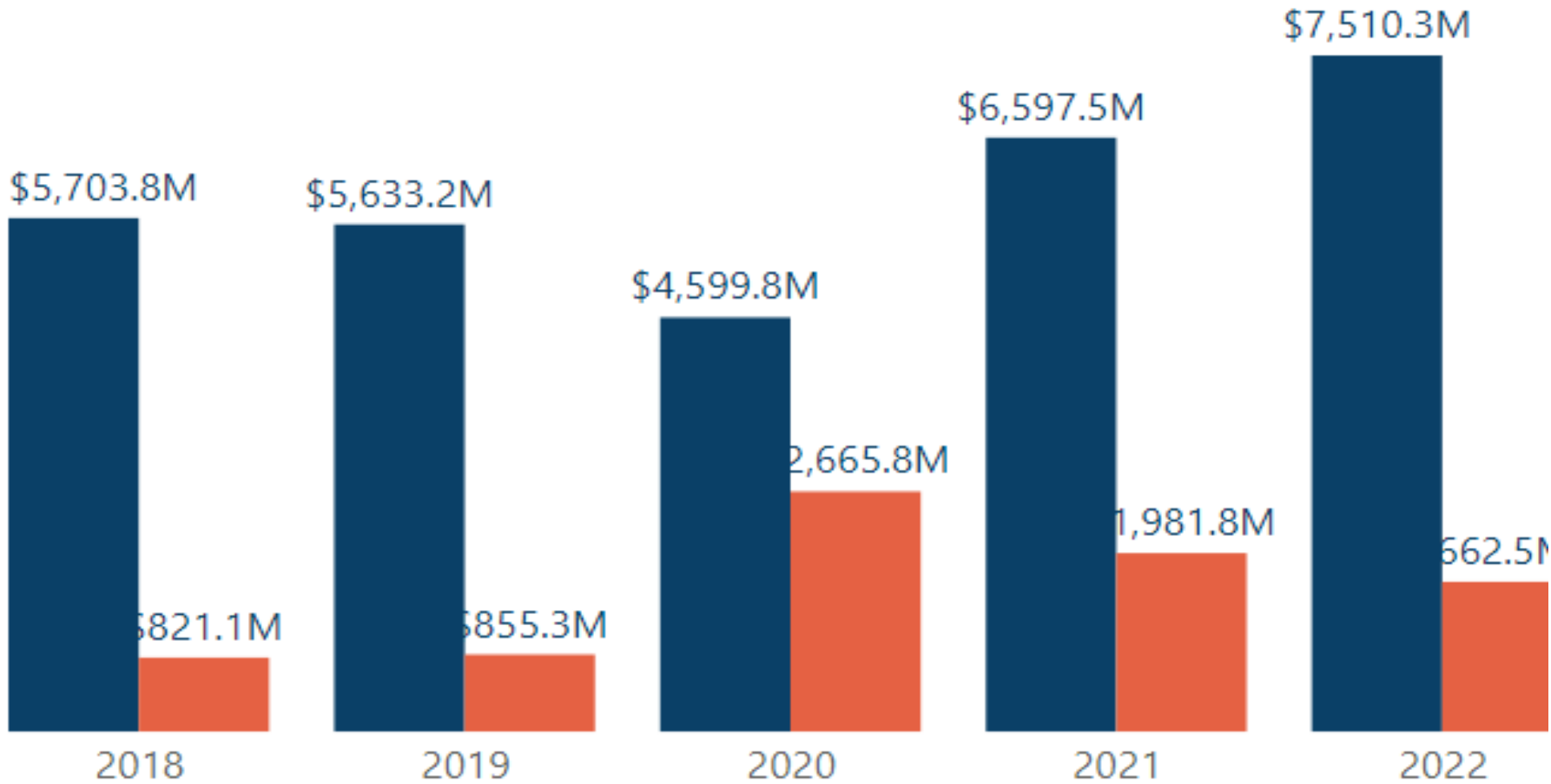
BILATERAL TRADE



Non-oil Trade between Dubai and Italy

Dubai non-oil trade with Italy, USD mln

● Imports ● Total Exports



662.5 mln \$

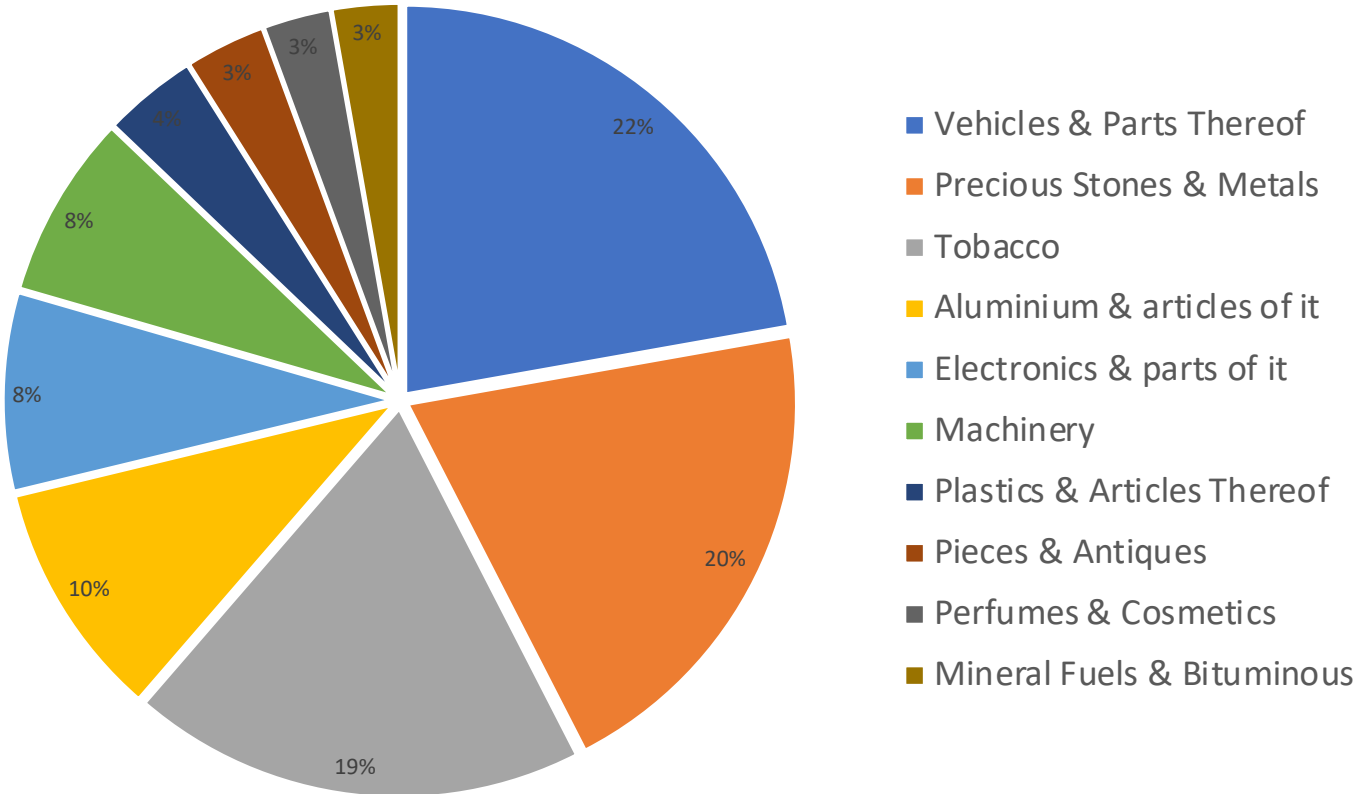
In 2022, Dubai's total exports to Italy decreased to \$662.5 mln \$.

7.51 bn \$

In 2022, Dubai imports from Italy increased to 7.51 bn \$

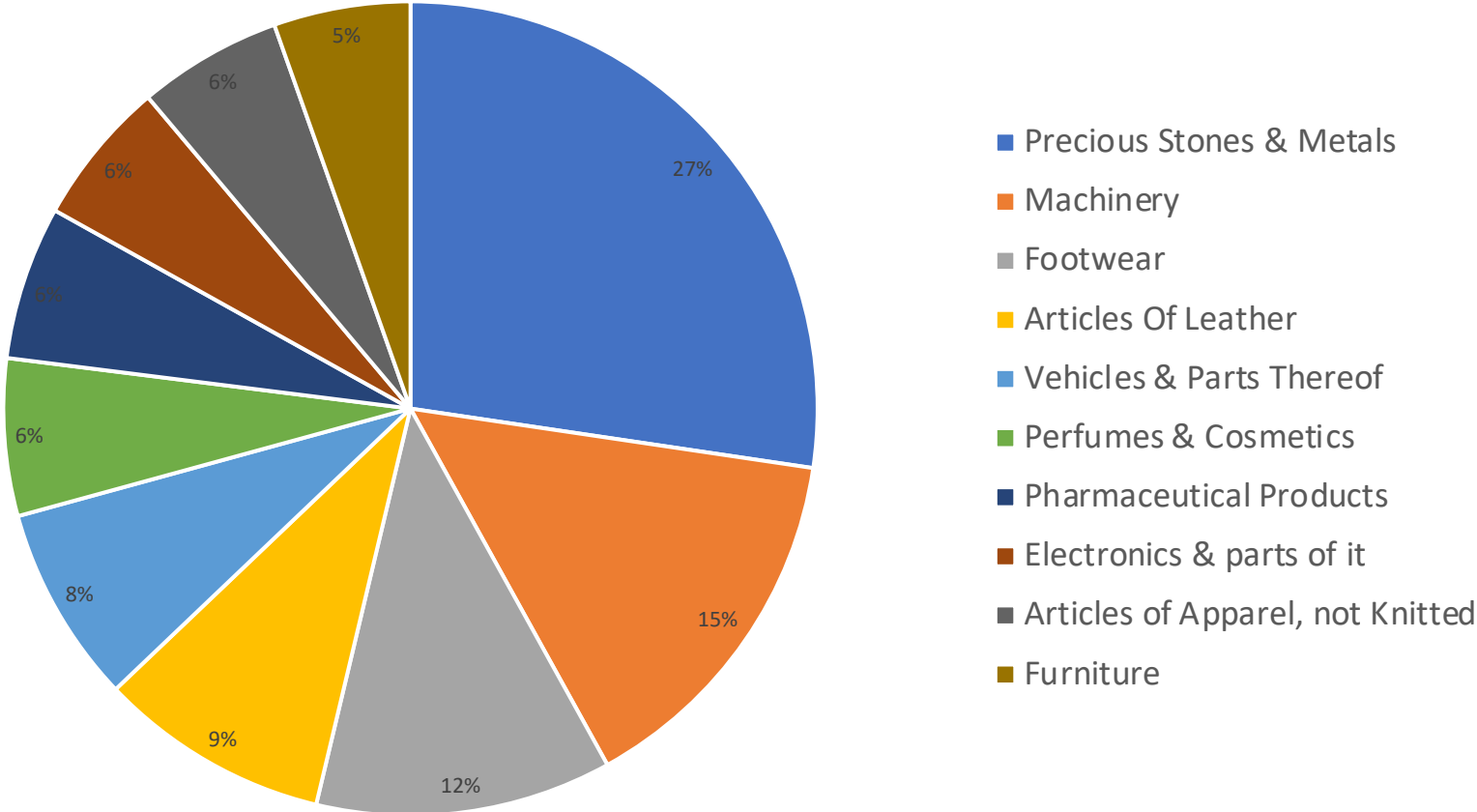
Dubai's major imported and exported products

Dubai's Major Export/Re-exported Products to Italy, 2022



Source: Dubai Customs

Dubai's Major Imported Products from Vietnam, 2022



50 international locations can be considered



THANK YOU

