



EGYPT ...

PAVING THE WAY



EGYPT

FDI OUTLOOK



Africa's **1st** FDI destination for the **4th** consecutive year (UNCTAD January 2026)



Ranked **2nd** in the Arab world for FDI inflows in 2025

SOURCE: UNCTAD WIR 2025



GDP Growth Rate

5.3% (Q1 2026)*



Inflation Rate Core (y/y)

13.8% (April 2026)**



Unemployment Rate

6.3% (2025)



Exports

48.5 bn \$
(2025)



Imports

83 bn \$
(2025)

SOURCE:

Ministry of Planning, Economic Development & International Cooperation*
Central Bank of Egypt ** - CAPMAS *** - UNCTAD

Net FDI flows in Egypt 2023/ 2024



11.06\$bn +35\$bn of
Ras El Hikma Contribution

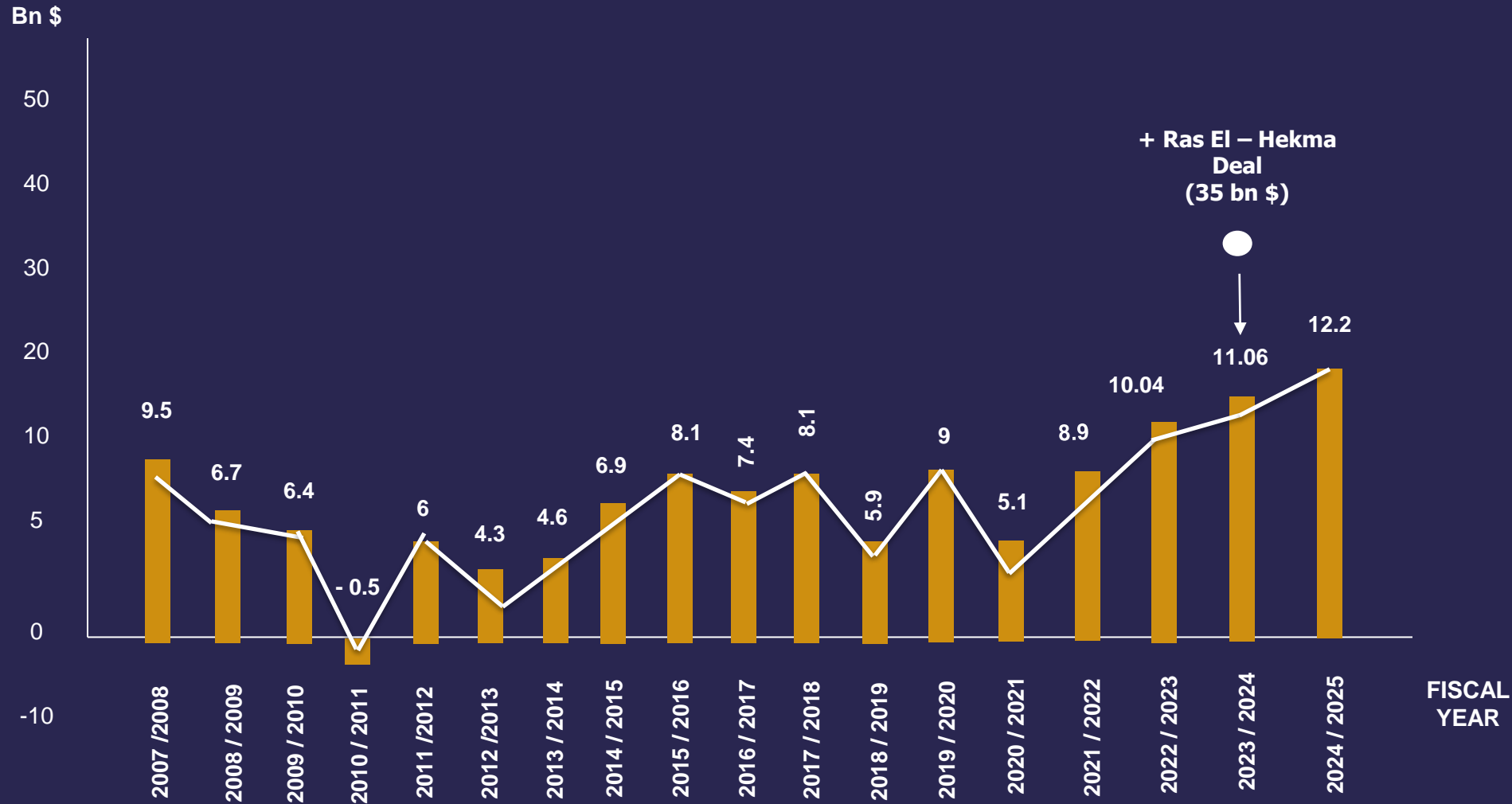


Net Foreign Direct Investment (FDI) Flows in Egypt

12.2\$bn (2024/2025)



NET FOREIGN DIRECT INVESTMENT



● "The Ras El-Hekma deal contributed \$35 billion in 2024, leading to an exceptional, massive surge in foreign direct investment inflows."



Total Newly ESTABLISHED companies

46,110 company
(2025)



38,049 company
(2024)



Total EXPANSION companies

1,650 company
(2025)

Issued Capital in Expansion companies

822,181.3 Mn EGP (2025)



161,143.1 Mn EGP (2024)



*August 2024 has witnessed Abu Dhabi Commercial Bank – Egypt increasing its capital by 546 Bn EGP.

COMPETITIVE ADVANTAGES

Young and skilled Workforce

Over **31** million skilled workers



Average Monthly Salaries
\$150 - \$400

Diversified Economy

Various sectors contributing to GDP
Q1 2025/2026



Services
%28.3



Industry
%14.7



Agriculture
%12

Developed Infrastructure

702

Railway
stations



18

Commercial
Ports



27

Airport
Infrastructure
Index



Diverse Trade Agreements



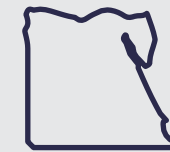
Free trade agreements
with over **70 Countries**
facilitating trade

Streamlined Processes for Investors



Digitization Investment Services
Customs - Tax collection

Strategic Geographical Location



Located at the crossroads of
continents, facilitating
access to Europe, Middle
East, Africa and Asia

Competitive Tax Rates



Tax incentives for investments,
with a corporate tax rate of
%22.5

Diverse Investment Schemes



- Free zones
- Technological Zones
- Investment Parks
- Special Economic Zones

Ambitious Development Targets



Aiming for an average
annual Growth Rate of
%6-7 GDP by **2030**

THE **EGYPTIAN** ECONOMY

Egypt's Leap Forward: 2030 Ambitions



%6-7

GDP Growth Rate
by 2030



%70

Private Investment to
Total Investment by 2030



145\$bn

Total Exports by 2030




8 million

Job Opportunities
by 2030



%6.1

Unemployment Rate
by 2030



%42

Renewable Electricity
by 2030

TARGETED SECTORS



Industry

(Industrial sector - Agribusiness - Textile - Engineering - Pharmaceutical - Automotive & feeding industries)



ICT

Growth rate reached **14.4%**
FY 2023/2024
3rd rank globally in the "Cross-Border Outsourcing Services" Trust Index 2023,



Agriculture

Contributing **12%** of GDP **FY 2025/2026**, provides jobs for 28% of the total workforce



Logistics

18 Main commercial ports
27 Main airports
65,050km Total road network



Green Energy

Target of **42%** renewable energy by **2030**



Tourism

14.40\$ billion tourism revenues **FY2023/2024**
15.78 million tourists in **2024**



Education

10 Technological universities
National strategy for higher education



Health

2,700 hospitals - **15,356** intensive care beds - **3,452** operation rooms

INVESTMENT SCHEMES

Free Zones Scheme



0%
Taxes Customs



80%
Export



Public Free Zones
9 Public free Zones
1006 Project

1224 Project



Private Free Zones
218 Project

Technology Zones Scheme



0%
Customes Tax on Machinery
Fields of Technology

7
Zones



Investment Zones/Parks

Investment Zones



19

12 Existing
7 Under Construction

Project



1274

Developed Area



176
million m²

Governorates



7

**Direct &
Indirect Jobs**



1.3 Mn



Obtains all needed approvals
and licenses, deals with all
relevant entites on behalf of
the investor.

Suez Canal Economic Zone

0%



Customs
Taxes



VAT

50%



Tax Credit



4
Industrial Zones
6
Ports



Premier Services and Trade
hub with Investment opp. in
different sectors at unique
stratigic location.

[www. SEZONE.eg](http://www.SEZONE.eg)



Investment Incentives in Egypt



General Incentives

2%
**Unified
Customs Duty**
The same tax also applies
to machinery &
equipment imported by
public utility projects

**5 years
Exemptions**
For incorporation contracts,
credit facilities and mortgage
contracts related to corporate
business. From the stamp tax
& documentation fees, since
the date of registration in the
commercial register

Special Incentives

50%
Need more
development

30%
Rest of the country

Of the investment costs to be deducted from
the tax base (net profit) over **7 years**
maximum

Exemptions from the stamp tax and documentation fees for land's registration contracts required for setting up companies and establishments.

Investment Map

The Investment map has been created to serve as the primary digital platform for showcasing investment opportunities, facilitating data-driven decision-making, and streamlining investor engagement across Egypt's geographical regions and economic sectors.

Pillars of the Investment Map Strategy



Integrated Opportunity Database

Centralizes over **1,200** public and private investment opportunities, providing a single point of entry for investors to explore diverse projects.



Real-Time Content Management

Ensures continuous updates to economic and investment data, maintaining the accuracy and relevance of the platform for global and local stakeholders.



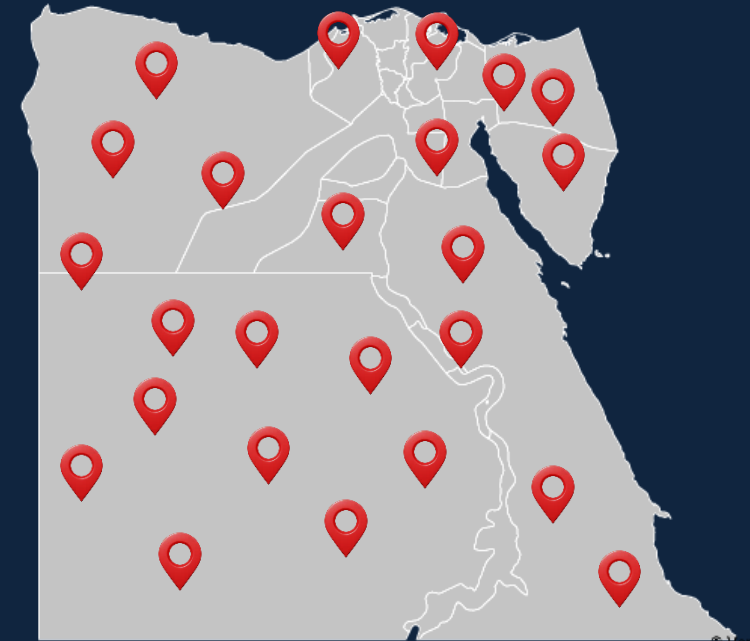
Facilitate Investor Journey

Connects potential investors directly with integrated opportunities, bridging the gap between government entities and private sector projects.



Promotional Synergy

Acts as the backbone for GAFI's promotional efforts, providing visual and technical support to investor services and site-selection processes.



GOLDEN LICENSE

- 1 The GOLDEN LICENSE is a single license granted to national and strategic projects.
- 2 A comprehensive approval on the setup, operation and management of the project.
- 3 Approvals includes all needed licenses within **20 days** with no need to deal with any other entity.

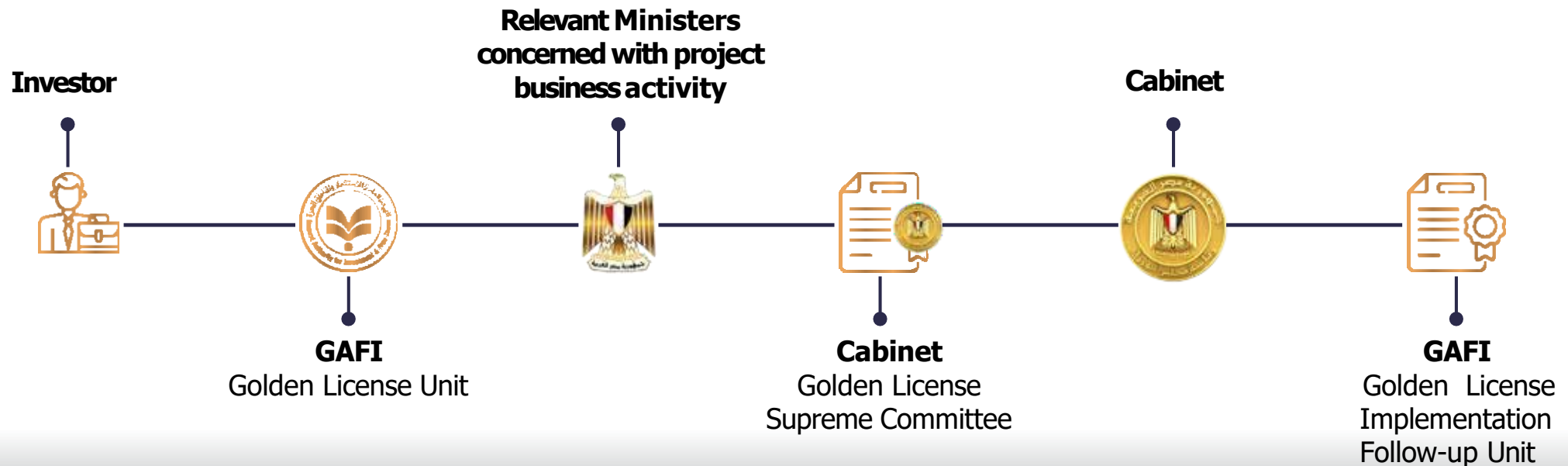


54

Golden Licenses

OWNERSHIP

Foreign	Local	Mix
27	20	7



INVESTMENT JOURNEY



01

Meet with
GAFI Officials

02



Investment Map

Offer opportunity to
the investor **1200+**

Public Opportunities **Private Opportunities**



investinegypt.gov.eg

03



within **2hrs**
E-establishment
of the company



14

Through Investor
Service Centers (ISC)

04



21
days

Land Allocation

the land will be allocated
through GAFI

05



Follow up

After care follow up
through lifetime of
the project



Vote of Confidence

 **PROMETEON**

 **ALEXBANK**

 **VINAVIL®**

 **FILMAR**


SAIPEM



cdp 

Albini
G R O U P

 **MAPEI®**

 **Maire
Tecnimont**

Technip

simest 
gruppo cdp


SACE





THANK YOU

**Contact info.
MAI EL GENDY
General Manager – Investment Promotion
and facilitation department
GAFI**

m.elgendy@gafi.gov.eg

