



ASSOLOMBARDA  
Confindustria Milano Monza e Brianza

# Booklet Italy, Lombardy and Milan

A cura dell'Area / Edited by

Centro Studi/Research Unit

N° 02/June 2016



Rilasciato il / Issued on 9th June, 2016

Questo booklet è stato chiuso con le informazioni disponibili al 31 maggio 2016

This booklet has been draft using information available as of 31st May 2016

# Contents

## 1. Italy and Lombardy: perception and reality

5

- Italian public debt: 132.7% of GDP but only 71% of household net financial assets
- Italian primary surplus: the highest cumulated value
- Explicit and implicit debt: Italy «tops» the EU sustainability ranking
- Italian manufacturing export performance 2000-2015
- Italian manufacturing sector in global rankings

## 2. Lombardy and Milan: business structures

11

- The leading Italian Region: in 2014, 22% of the Italian GDP
- Lombardy in comparison: the leading Italian Region in terms of manufacturing gross value added
- 250 medium-sized enterprises of manufacturing sector are located in Milan, 1,000 are located in Lombardy
- 123 large enterprises in Milan
- Milan as prime location for multinationals operating in Italy: almost 3,100
- Over 12,000 knowledge-intensive startups born in Lombardy (2007-2013)
- Export: Lombardy vs other European Region
- Export: main commercial partners of Lombardy
- Openness to international trade: overtaking the German Länder
- ... also worthy of mention: the importance of export % over total turnover

# Contents

## 3. Lombardy and Milan: their strengths

---

22

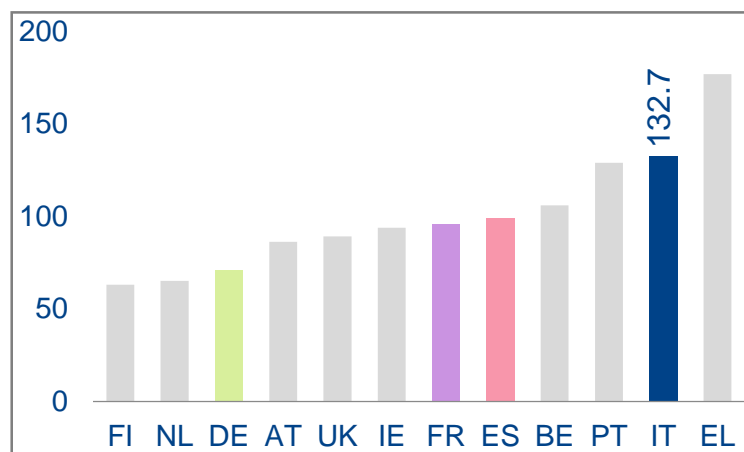
- R&D investments made by businesses in Lombardy: aligned to the German Länder
- Research and innovation
- Innovation: the role of Lombardy in Italy
- Strong presence of public and private high quality research centers
- University: high concentration (13) and international attractiveness
- Universities: Politecnico of Milano and Bocconi as examples of excellence
- Lombardy is a driver of Italian creativity
- Labour market: a better performance vs the Italian average
- Labour market: high female employment rate
- What makes Lombardy and Milan a knowledge hub?
- Milan S.T.E.A.M. city

# 1. Italy and Lombardy: perception and reality

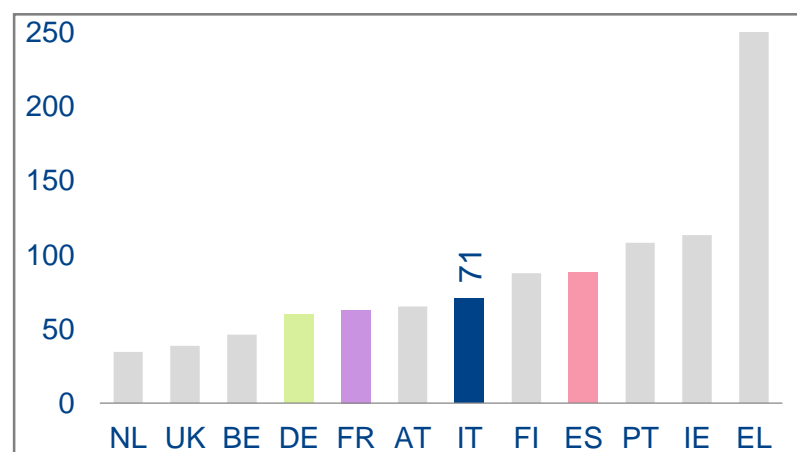
# Italy and Lombardy: perception and reality

Italian public debt: 132.7% of GDP but only 71% of household net financial assets

Public debt as percentage of GDP - 2015



Public debt as percentage of household net financial assets (\*) - 2014

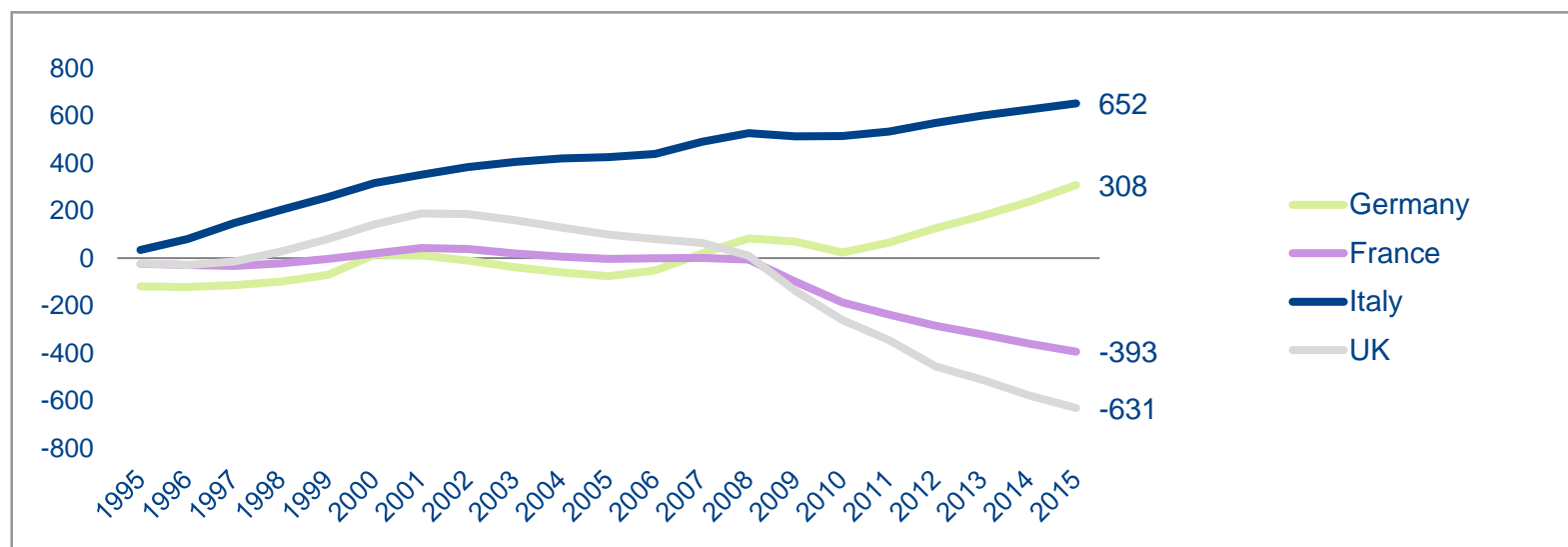


(\*) Financial assets held by households include: currency and deposits, securities other than shares, loans, shares and other equity, net equity of households in life insurance reserves, net equity of households in pension funds, prepayments of premiums and reserves against outstanding claims

# Italy and Lombardy: perception and reality

Italian primary surplus: the highest cumulated value

**Cumulated primary balances**  
(current values – billions of euro)

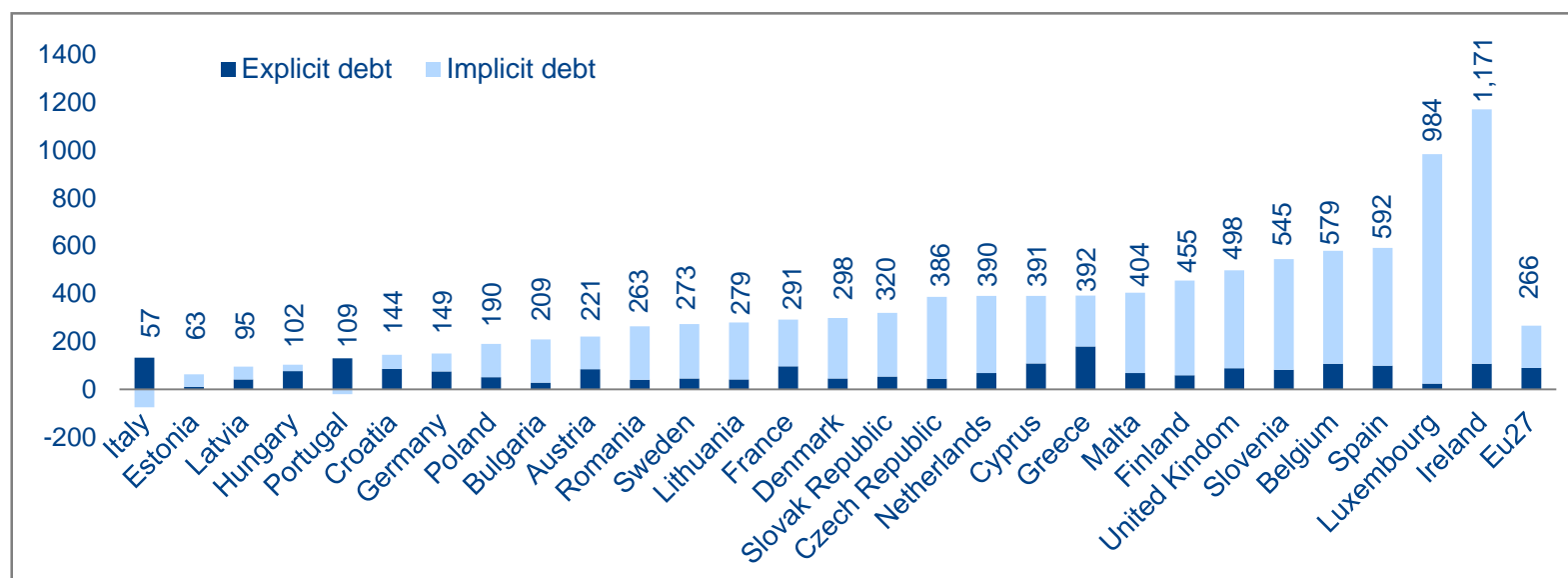


Source: Tableau de bord Assolombarda Confindustria Milano Monza e Brianza on Eurostat data

# Italy and Lombardy: perception and reality

Explicit and implicit debt: Italy «tops» the EU sustainability ranking

**EU Sustainability Ranking - 2015**  
(explicit and implicit debt as % of GDP)



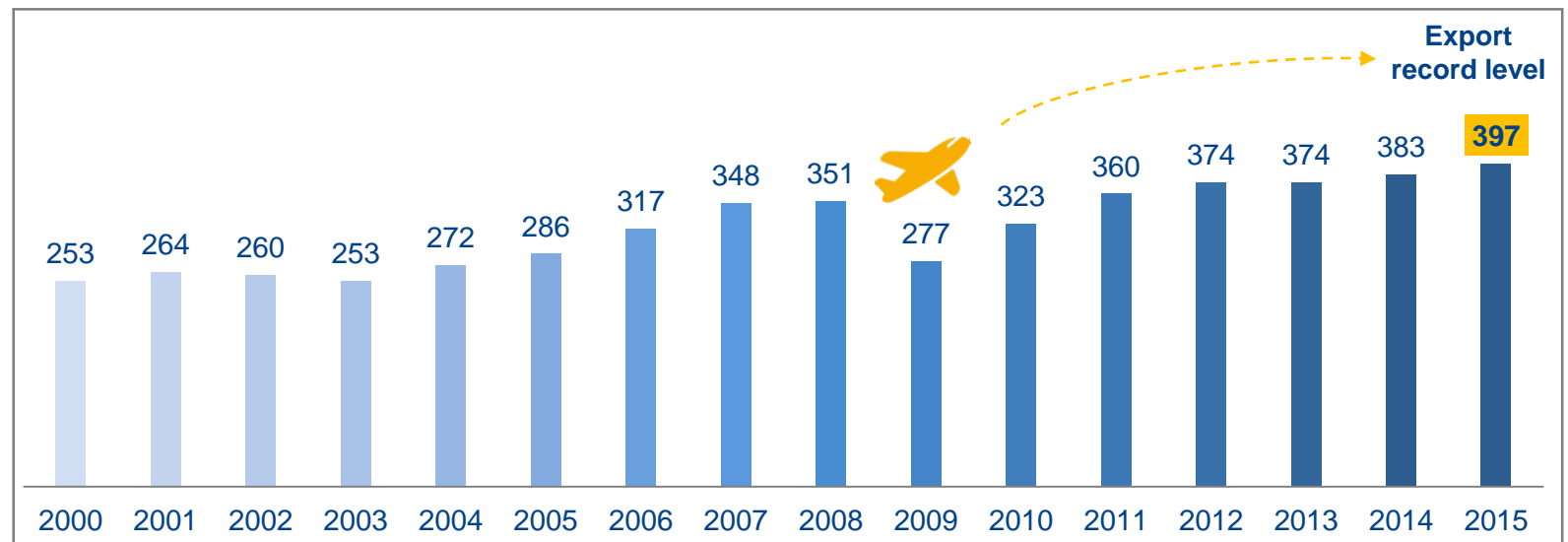
Source: Tableau de bord Assolombarda Confindustria Milano Monza e Brianza on Stiftung Marktwirtschaft data



# Italy and Lombardy: perception and reality

Italian manufacturing export performance 2000-2015

Italian manufacturing export  
(billions of euro)

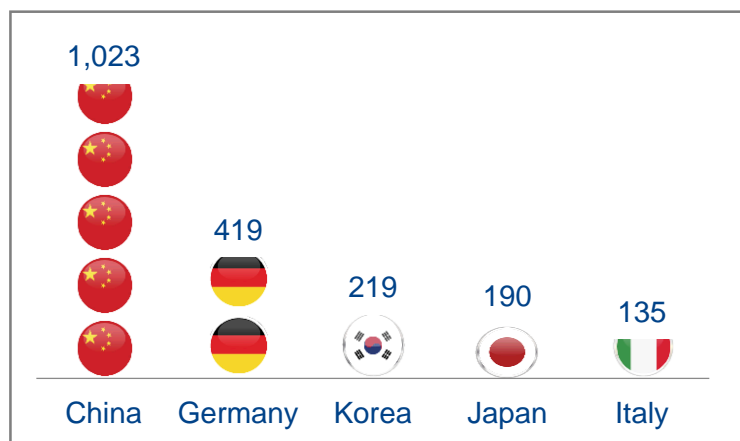


Source: Tableau de bord Assolombarda Confindustria Milano Monza e Brianza on Istat data

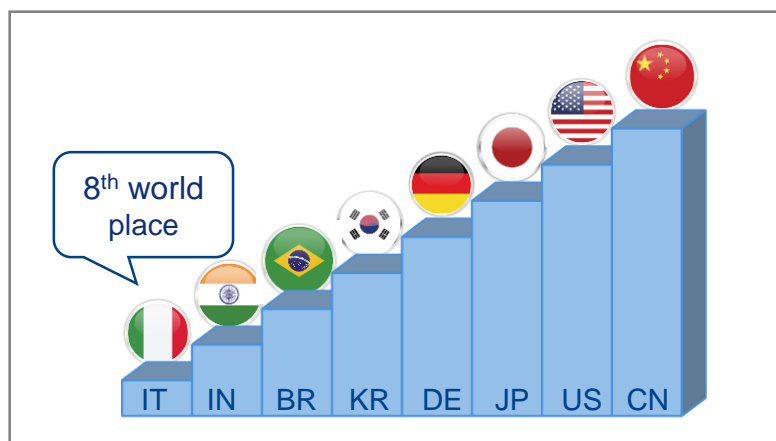
# Italy and Lombardy: perception and reality

## Italian manufacturing sector in global rankings

**Manufacturing trade surplus - 2014**  
(US billion dollar)



**Manufacturing production - 2014**



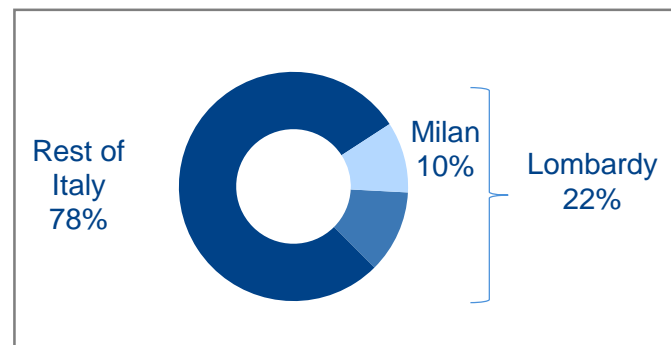
## 2. Lombardy and Milan: business structures

# Lombardy and Milan: business structures

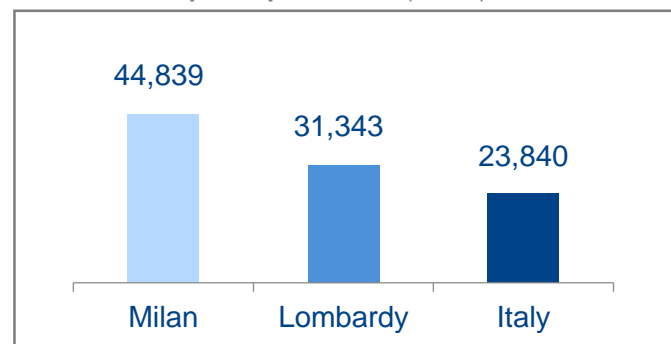
The leading Italian Region: in 2014, 22% of the Italian GDP

	Lombardy	Italy	Share
Area (square Km)	23,864	302,073	7.9%
Population (1/1/2015)	10,002,615	60,795,612	16.5%
Workforce (thousand, 2015)	4,620	25,498	18.1%
GDP (nominal, millions euro, 2014)	350,025	1,613,859	21.7%
Value Added (per capita, 2014)	31,343	23,840	-
Enterprises (2013)	805,727	4,390,513	18.4%
R&D expenditure (millions euro, 2013)	4,541	20,983	21.6%
Import (millions euro, 2015)	115,483	368,715	31.3%
Export (millions euro, 2015)	111,234	413,881	26.9%

Gross Domestic Product % - 2014



Value Added per capita - 2014 (euros)

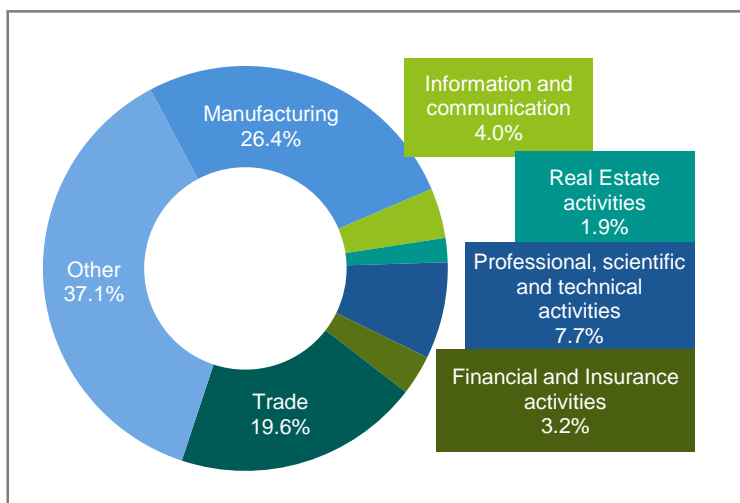


Source: Tableau de bord Assolombarda Confindustria Milano Monza e Brianza on Istat data

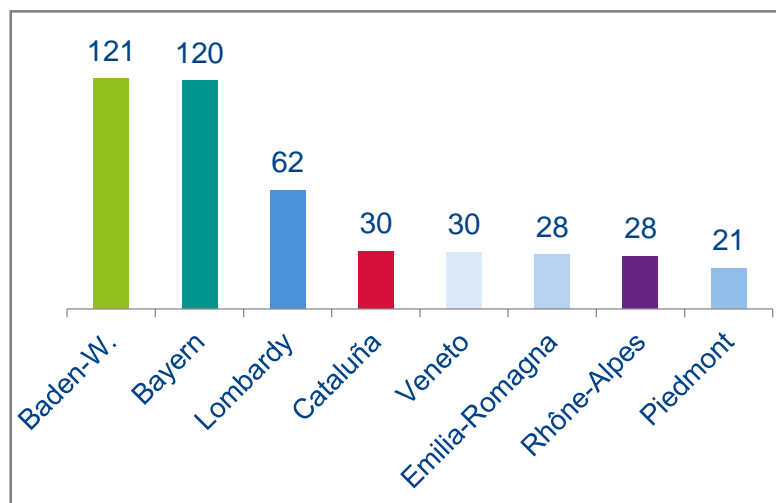
# Lombardy and Milan: business structures

Lombardy in comparison: the leading Italian Region in terms of manufacturing gross value added

Lombardy workforce by business sector - 2013



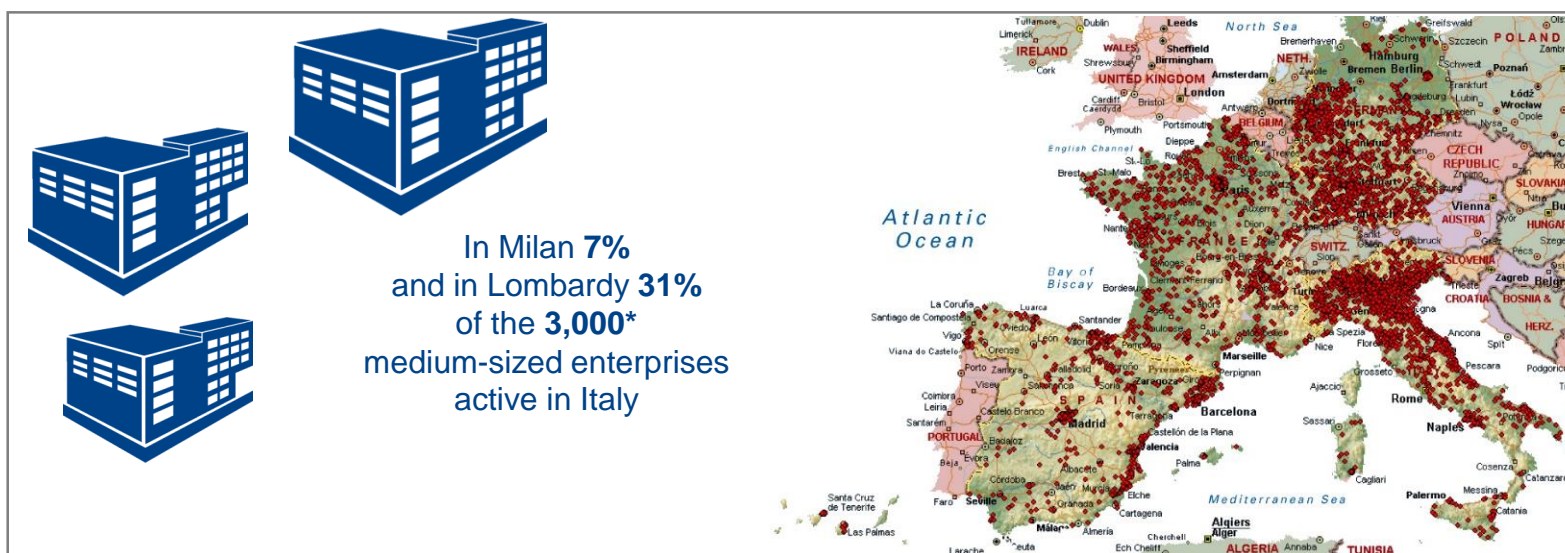
Gross value added at basic prices by region - 2013  
(Manufacturing, billions of euro)



# Lombardy and Milan: business structures

250 medium-sized enterprises of manufacturing sector are located in Milan, 1,000 are located in Lombardy

Number of medium-sized manufacturing companies, with a workforce comprised between 50 and 499 employees, sales volume between 15 and 330 million euros (excluding subsidiaries of large corporations or those under foreign control)

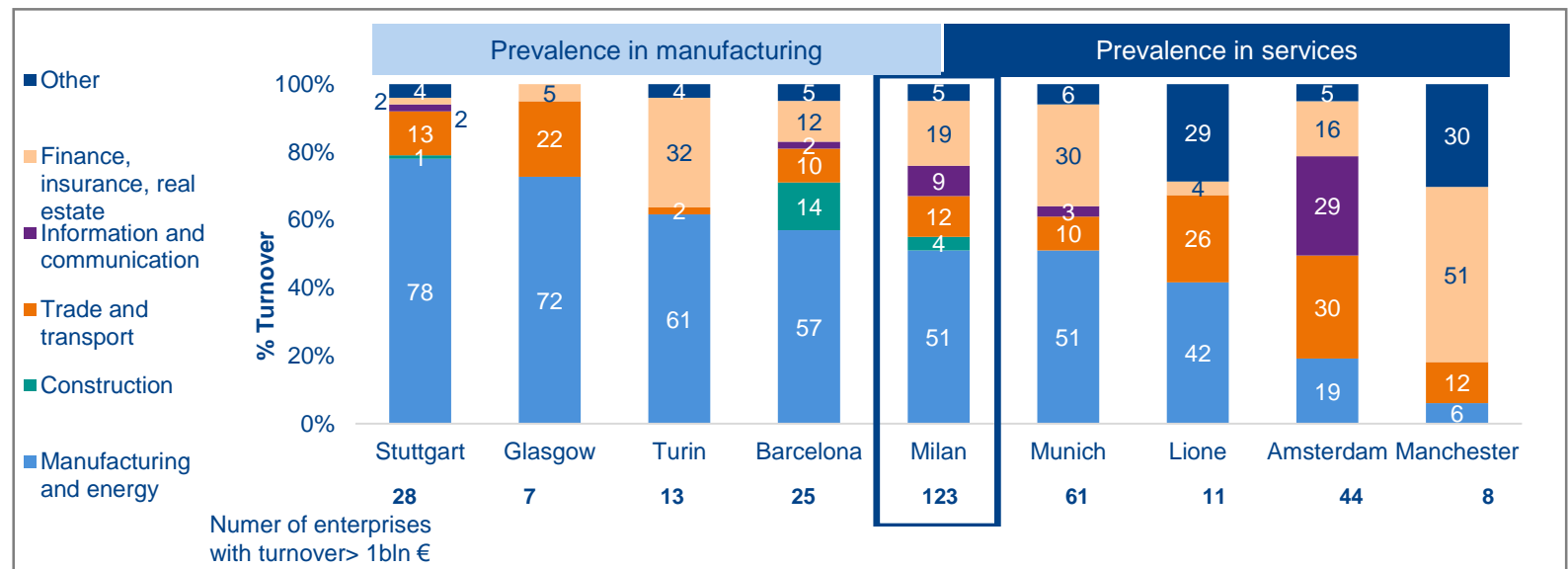


\* Italian medium-sized manufacturing companies account for approximately 15% of the domestic manufacturing value added and of Italian exports

Source: Tableau de bord Assolombarda Confindustria Milano Monza e Brianza on Mediobanca – Unioncamere data

# Lombardy and Milan: business structures

123 large enterprises in Milan



Source: Tableau de bord Assolombarda Confindustria Milano Monza e Brianza on BCG data

# Lombardy and Milan: business structures

Milan as prime location for multinationals operating in Italy: almost 3,100

## Foreign multinational enterprises

Almost **3,100** foreign multinational enterprises are located in Milan (33% of those active in Italy)  
with **277,000** employees and **168 billion €** turnover



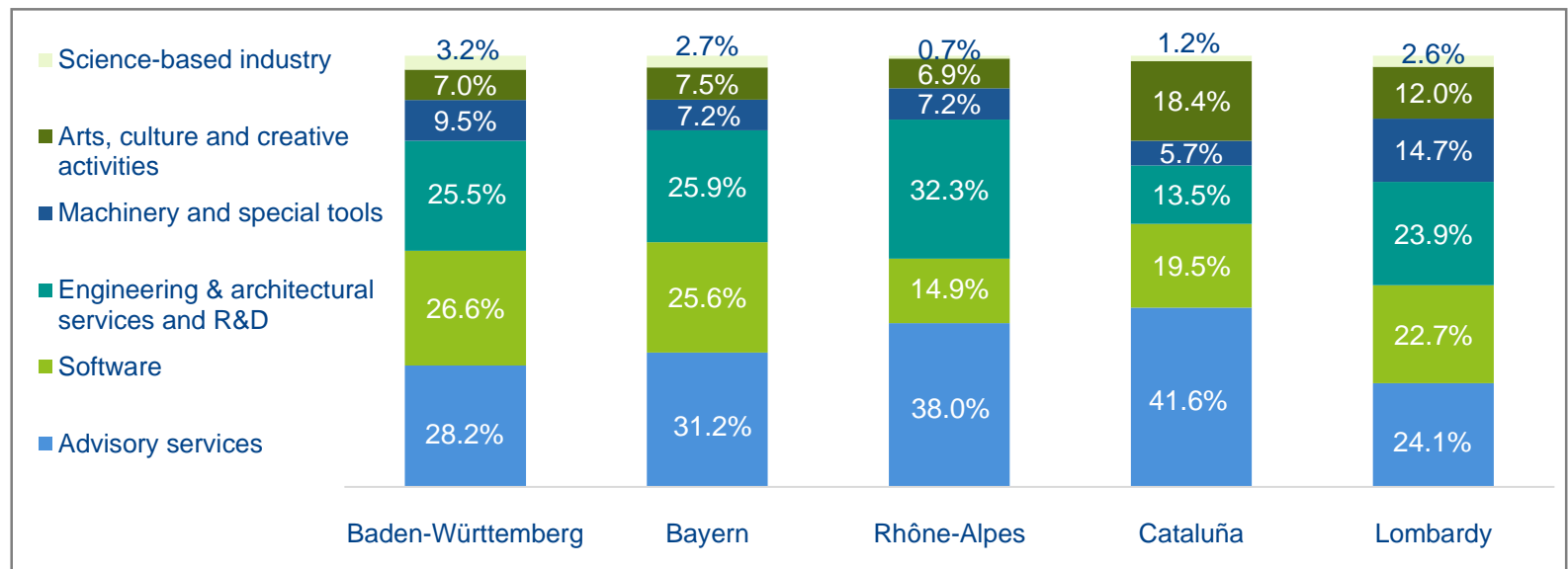
Source: Tableau de bord Assolombarda Confindustria Milano Monza e Brianza on Milan Chamber of Commerce data



# Lombardy and Milan: business structures

Over 12,000 knowledge-intensive startups born in Lombardy (2007-2013)

12,121 knowledge-intensive startups - out of 52,675 located in Italy - born in Lombardy (2007-2013)

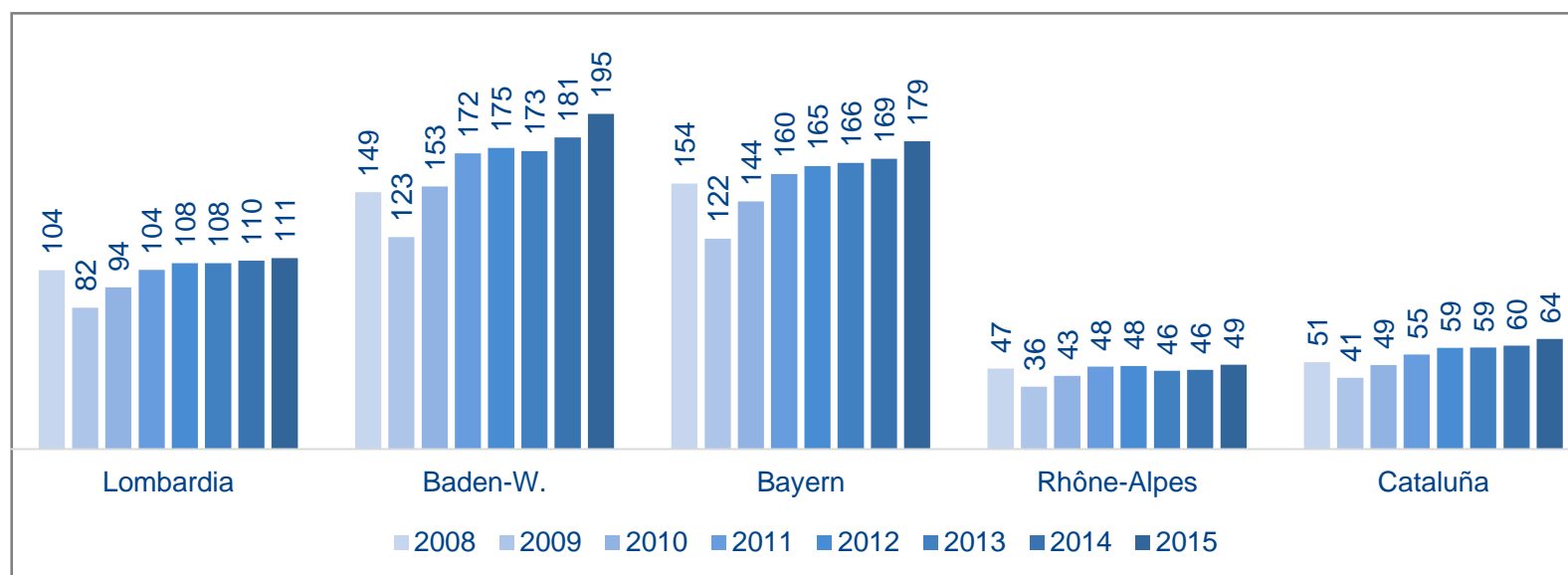


Source: Tableau de bord Assolombarda Confindustria Milano Monza e Brianza and Politecnico of Milano data

# Lombardy and Milan: business structures

Export: Lombardy vs other European Regions

**Export**  
(billions of euro)



Source: Tableau de bord Assolombarda Confindustria Milano Monza e Brianza on Istat, Destatis, Idescat, Douanes et droits indirects data

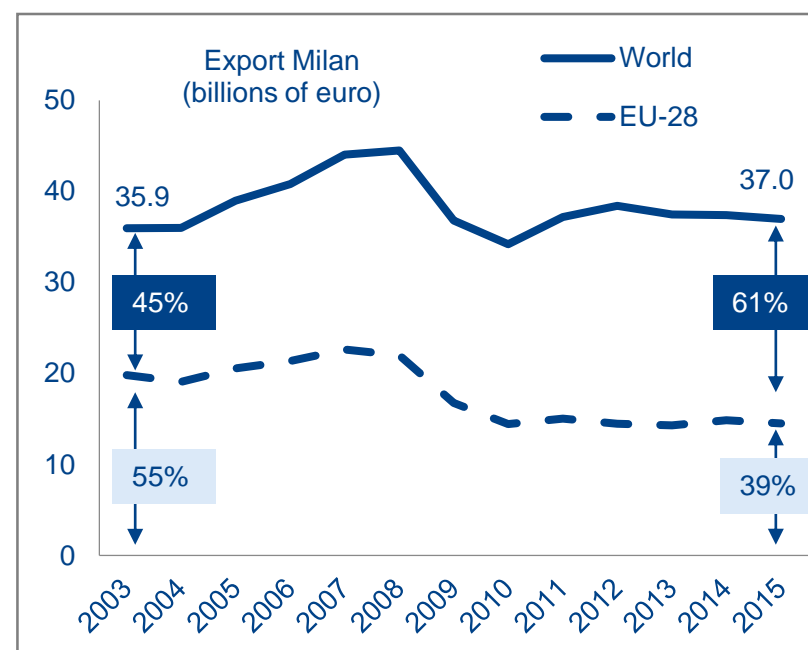
# Lombardy and Milan: business structures

Export: main commercial partners of Lombardy

**Main Commercial partners: the case of Lombardy - 2015**  
(millions of euro)

		Export 2015	% change 2015-2008
1	Germany	14,819	3.8%
2	France	11,240	-7.8%
3	USA	8,246	40.3%
4	Switzerland	6,417	28.2%
5	Spain	5,883	-9.1%
6	United Kingdom	5,311	12.3%
7	China	3,423	42.5%
8	Poland	2,950	12.3%
9	Netherlands	2,748	4.7%
10	Turkey	2,662	30.5%

**Repositioning on Extra-EU markets: the case of Milan - 2015**

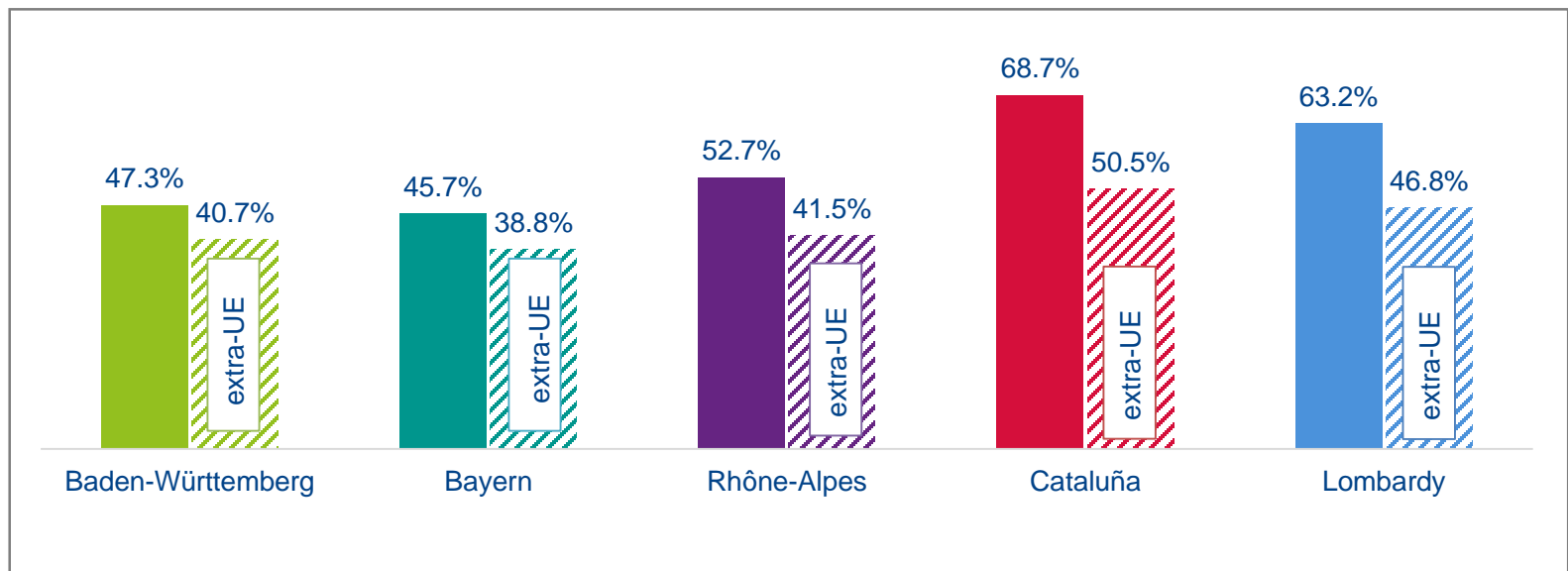


Source: Tableau de bord Assolombarda Confindustria Milano Monza e Brianza on Istat data

# Lombardy and Milan: business structures

Openness to international trade: overtaking the German Länder ...

**Manufacturing exporting firms - 2013**  
(% of firms)

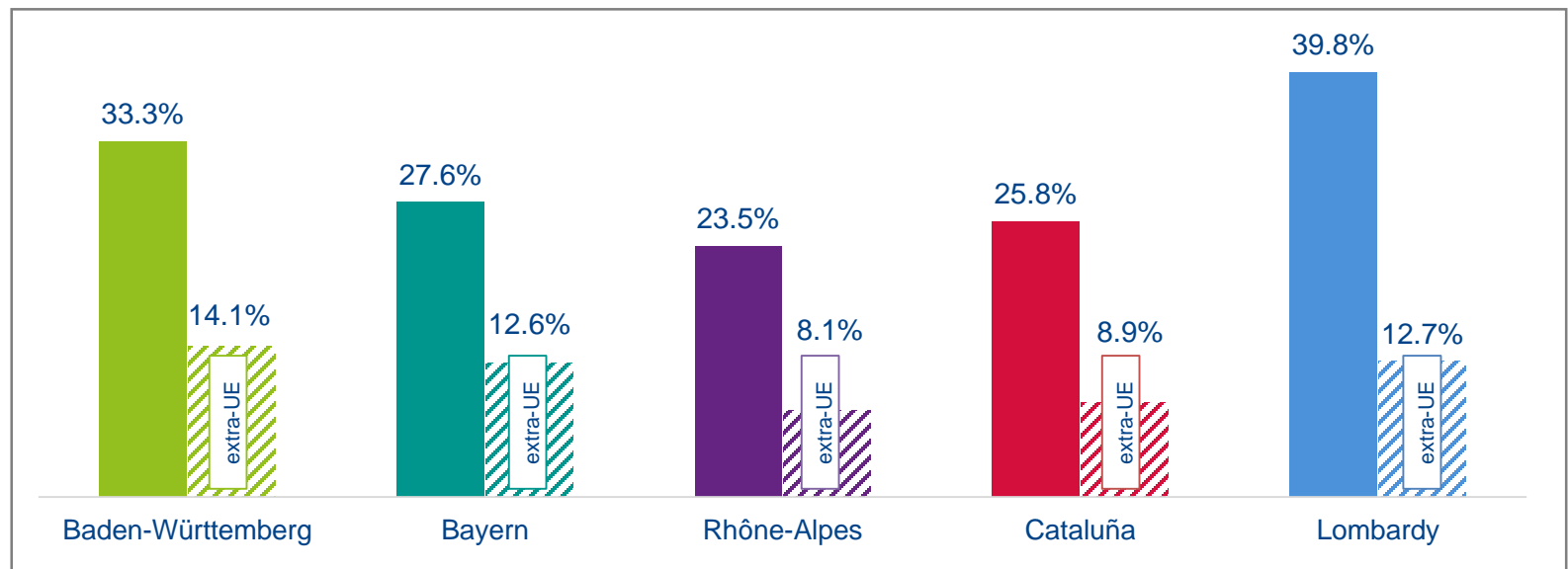


Source: Tableau de bord Assolombarda Confindustria Milano Monza e Brianza on Assolombarda Confindustria Milano Monza e Brianza, *The performance of European firms: a benchmark analysis*

# Lombardy and Milan: business structures

... also worthy of mention: the importance of export % over total turnover

**Export turnover of manufacturing firms – 2013**  
(% over total turnover)



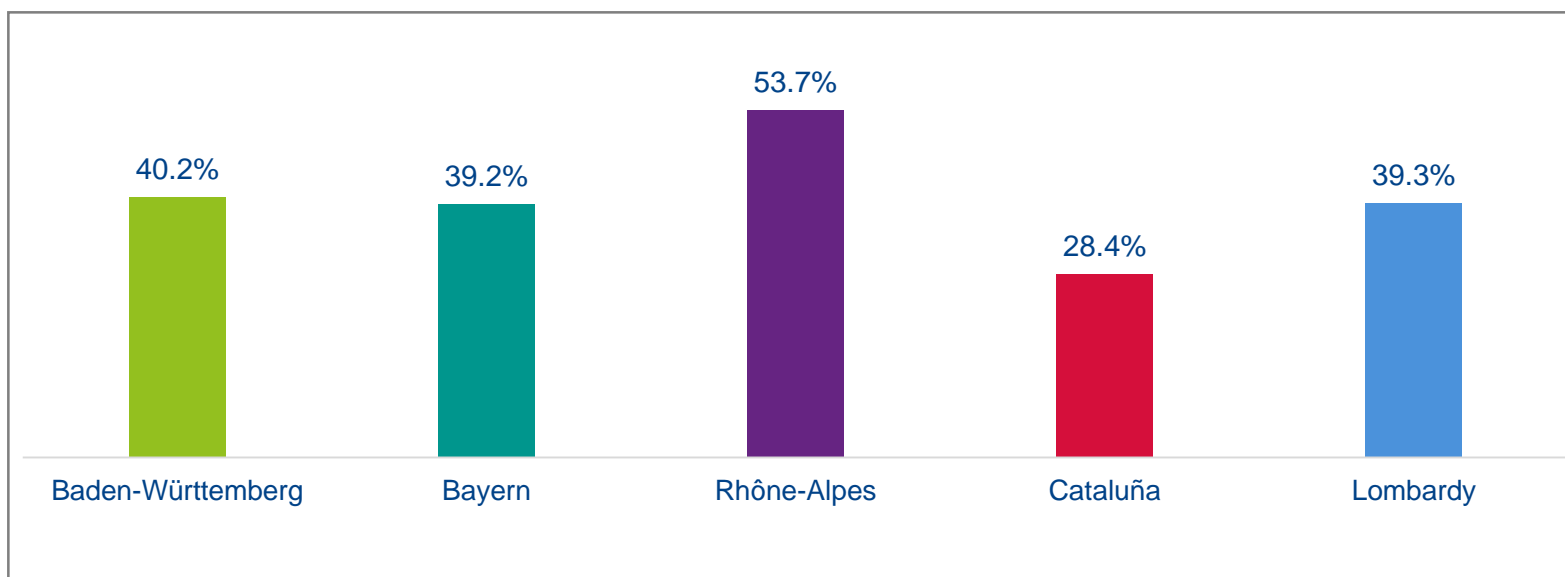
Source: Tableau de bord Assolombarda Confindustria Milano Monza e Brianza on Assolombarda Confindustria Milano Monza e Brianza, *The performance of European firms: a benchmark analysis*

### 3. Lombardy and Milan: their strengths

# Lombardy and Milan: their strengths

R&D investments made by businesses in Lombardy: aligned to the German Länder

**R&D activity in manufacturing – 2011-2013**  
(% of firms)

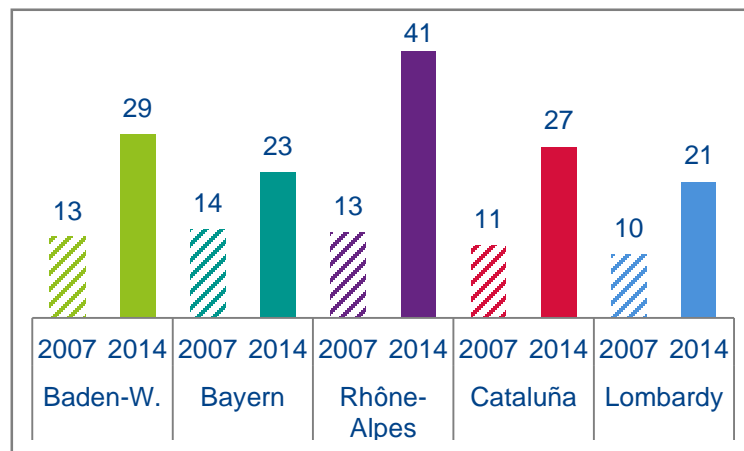


Source: Tableau de bord Assolombarda Confindustria Milano Monza e Brianza on Assolombarda Confindustria Milano Monza e Brianza, *The performance of European firms: a benchmark analysis*

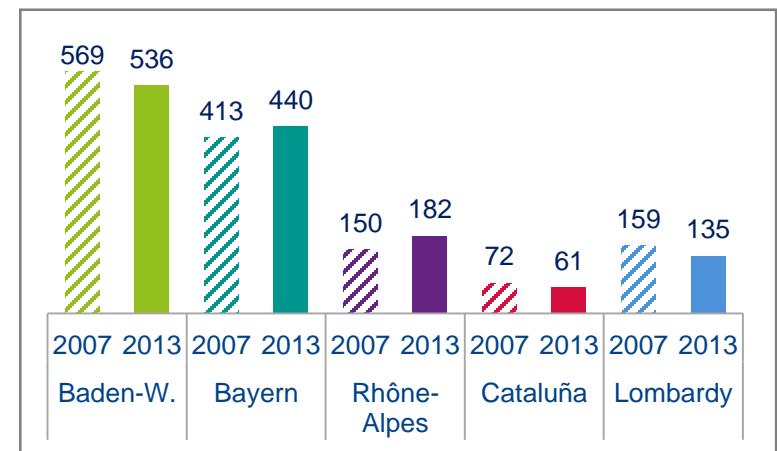
# Lombardy and Milan: their strengths

## Research and innovation

S.T.E.A.M highly cited articles per million inhabitants



Patents per million inhabitants




Source: Tableau de bord Assolombarda Confindustria Milano Monza e Brianza, Politecnico of Milano and CRIOS Bocconi



# Lombardy and Milan: their strengths


Innovation: the role of Lombardy in Italy



Source: Tableau de bord Assolombarda Confindustria Milano Monza e Brianza on Istat data, Politecnico of Milano, CRIOS Bocconi

# Lombardy and Milan: their strengths

Strong presence of public and private high quality research centers



Source: Tableau de bord Assolombarda Confindustria Milano Monza e Brianza on CNR data

# Lombardy and Milan: their strengths

University: high concentration (13) and international attractiveness

In Lombardy

**200,000 university students**

Just under **13,000 international university students** (of which almost **10,000** in Milan)  
equal to **5%** of the total number of students

This figure is **10%** in France  
**7%** in Germany  
**3%** in Spain



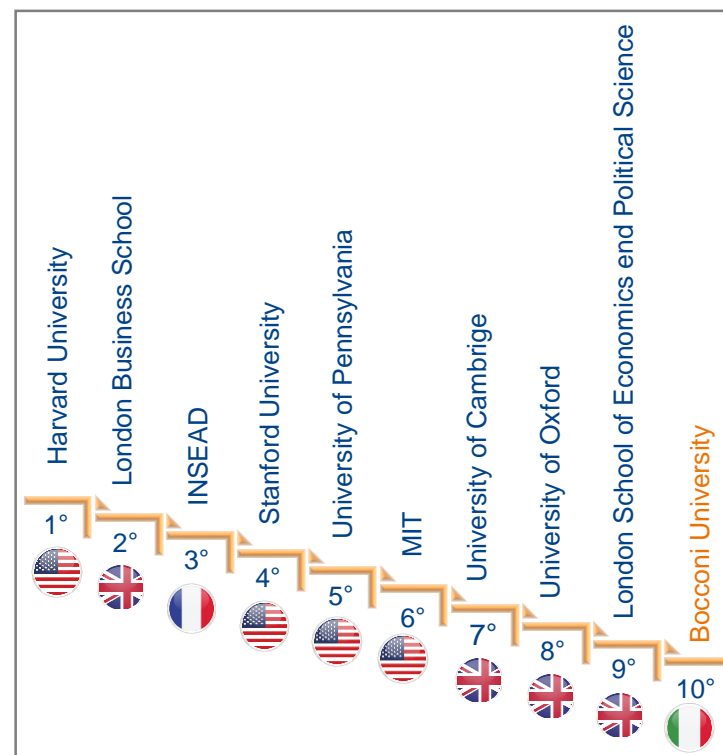
# Lombardy and Milan: their strengths

Universities: Politecnico of Milano and Bocconi as examples of excellence

Engineering and Technology: Ranking by faculty (2015)

	University
1	Massachusetts Institute of Technology (MIT)
2	Stanford University
3	University of Cambridge
4	National University of Singapore (NUS)
5	ETH Zurich - Swiss Federal Institute of Technology
6	Nanyang Technological University, Singapore (NTU)
7	Imperial College London
8	University of California, Berkeley (UCB)
9	University of Oxford
10	Harvard University
11	Tsinghua University
12	The University of Tokyo
13	KAIST - Korea Advanced Institute of Science & Technology
14	The Hong Kong University of Science and Technology
15	Seoul National University
16	California Institute of Technology (Caltech)
17	EPFL (Ecole Polytechnique Fédérale de Lausanne)
18	The University of Melbourne
19	Delft University of Technology
20	Georgia Institute of Technology
21	The University of New South Wales (UNSW Australia)
22	Tokyo Institute of Technology
23	University of California, Los Angeles (UCLA)
24	<b>Politecnico of Milano</b>
	Princeton University

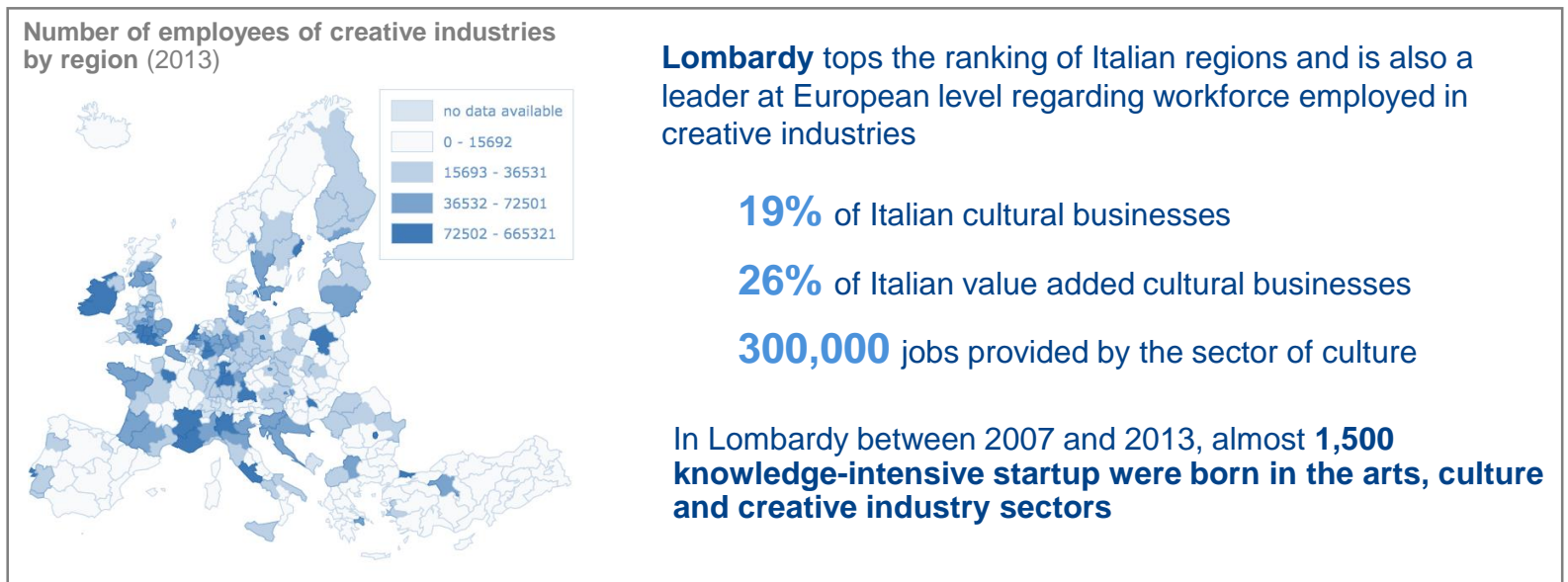
Business & Management Studies: Ranking by subject (2016)



Source: Tableau de bord Assolombarda Confindustria Milano Monza e Brianza on QS Ranking data

# Lombardy and Milan: their strengths

Lombardy is a driver of Italian creativity

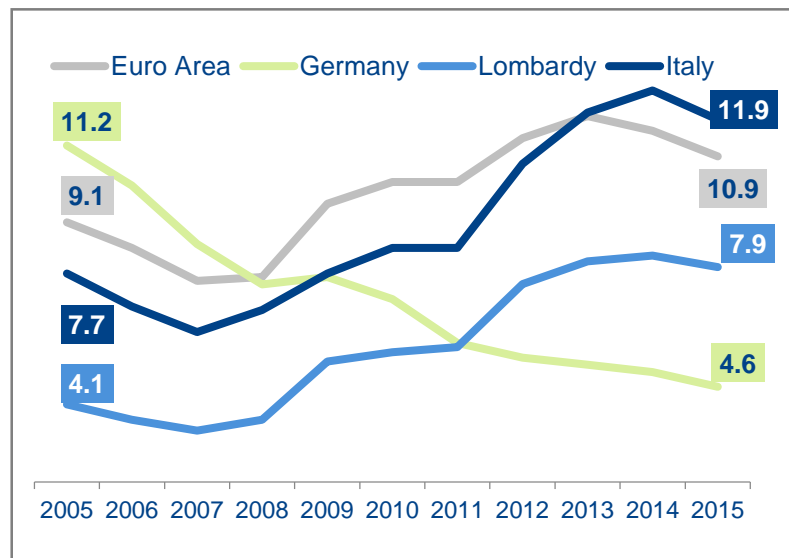


Source: Tableau de bord Assolombarda Confindustria Milano Monza e Brianza on Symbola data, Assolombarda Confindustria Milano Monza e Brianza, Politecnico of Milano, *Booklet Startup*, European Cluster Observatory data

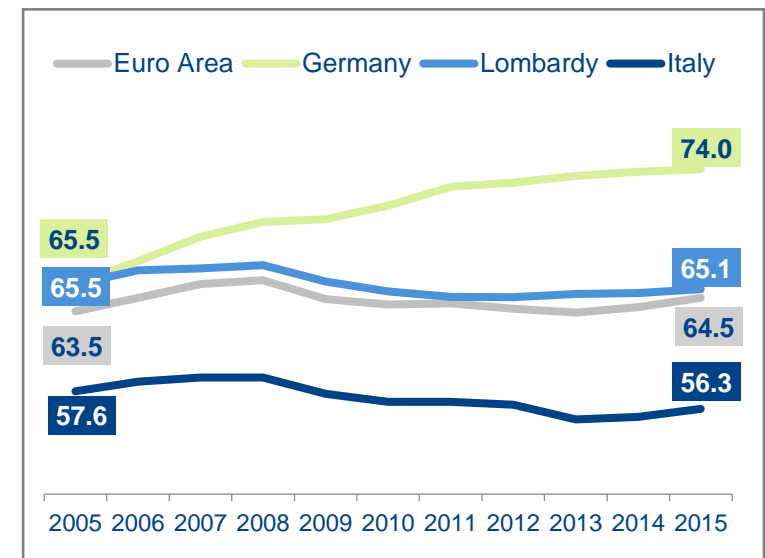
# Lombardy and Milan: their strengths

Labour market: a better performance vs the Italian average

Unemployment rate



Employment rate

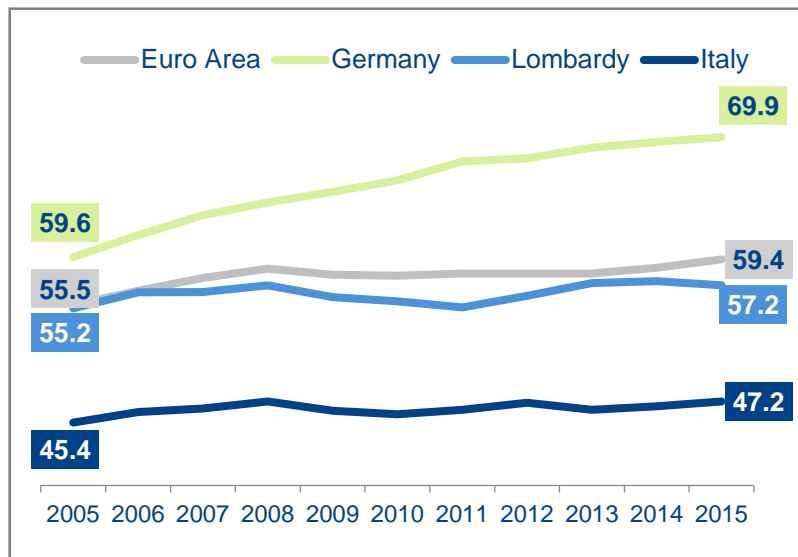


Source: Tableau de bord Assolombarda Confindustria Milano Monza e Brianza on Istat and Eurostat data

# Lombardy and Milan: their strengths

Labour market: high female employment rate

Female employment rate






In Lombardy the female employment rate is aligned to the objectives stipulated by Lisbon 2010, thanks to:

- ...more **opportunities** for women to reach relevant positions/roles in their firms...
- ...diffusion of **part-time** contracts (25% among working women)...
- ...**welfare** initiatives both by large private companies and public institutions (78% of municipalities provide services for children, such as kindergarten).

# Lombardy and Milan: their strengths

What makes Lombardy and Milan a knowledge hub?

Because here you find:


- a **multi-sectorial economic system**, with a core manufacturing sector integrated with a highly developed service sector (especially in Milan);
- a virtuous **network of small and medium enterprises** well integrated with **large enterprises** and **multinational companies**;
- the concentration of **13 long-standing and prestigious universities**, closely connected to the entrepreneurial system;
- a strong specialization in knowledge-intensive sectors and the availability of **high-skilled human capital**.



# Lombardy and Milan: their strengths

Milan S.T.E.A.M. city

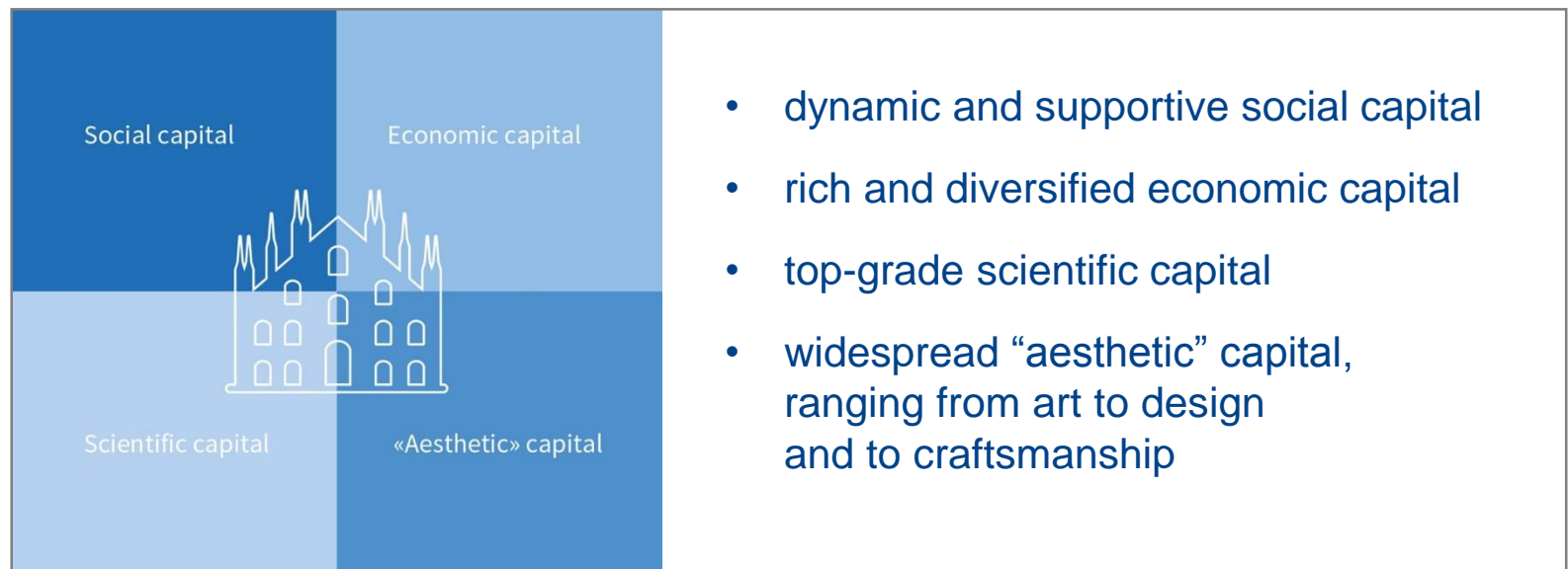
STEAM as an acronym of Science, Technology, Engineering & Environment, Arts, Manufacturing



# Lombardy and Milan: their strengths

Milan S.T.E.A.M. city

The strength of Milan originates from the unique and distinctive blend of four assets:



# Lombardy and Milan: their strengths

Milan S.T.E.A.M. city

STEAM - our vision: 4 enablers, 3 strategic levers and 4 innovation pathways

## 4 enablers

- A simple and digital city
- A quick and accessible city
- Quality human capital
- An inclusive city



## 3 strategic levers

- Innovation
- Startup
- Global outreach



## 4 innovation pathways

- Life sciences
- Manufacturing 4.0
- Art, culture e creativity
- Sustainable economy



ASSOLOMBARDA

Confindustria Milano Monza e Brianza

[www.assolombarda.it](http://www.assolombarda.it)  
[www.farvolaremilano.it](http://www.farvolaremilano.it)  
[www.assolombardanews.it](http://www.assolombardanews.it)

