



ASSOLOMBARDA  
Confindustria Milano Monza e Brianza

# Booklet Italy, Lombardy and Milan

A cura dell'Area / Edited by

Centro Studi/Research Unit

N° 01/January 2016



Rilasciato il / Released on January 19, 2016

Questo booklet è stato chiuso con le informazioni disponibili al 31 dicembre 2015

This booklet has been draft with information available on December 31, 2015

# Contents

## 1. Italy and Lombardy: perception and reality

5

- Italian public debt: 132.3% of GDP but only 71% of household net financial assets
- Italian primary surplus: the highest cumulated value
- Explicit and implicit debt: Italy is the «winner» of the EU sustainability ranking
- Italian manufacturing export performance 2000-2014 (billions of euro)
- Italian manufacturing sector in global rankings

## 2. Lombardy's and Milan's business structure

11

- The first Italian Region: in 2014, 22% of the Italian GDP
- Lombardy vs others: the first Region in terms of manufacturing gross value added
- Milan as prime location for multinationals operating in Italy: almost 3,100
- Over 12,000 knowledge-intensive startups born in Lombardy (2007-2013)
- 250 European medium-sized enterprises are located in Milan
- 123 large enterprises in Milan
- Export: main commercial partners of Lombardy
- Export: Lombardy vs other European Region
- Openness to international trade: even better than in German Länder ...
- ... not to mention the importance of export % over total turnover

# Contents

## 3. Lombardy's and Milan's strengths

---

22

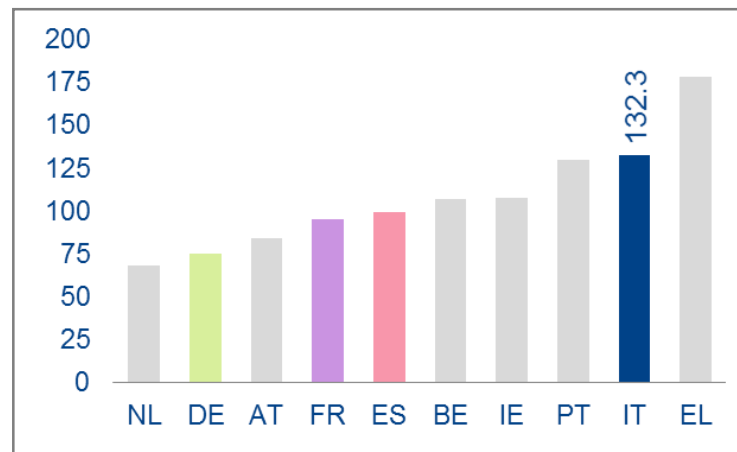
- Enterprises' R&D investments in Lombardy: not too far from German Länder
- Research and innovation
- Innovation: the role of Lombardy in Italy
- Strong presence of public and private high quality research centers
- University: high concentration (13) and international attractiveness
- Universities: Politecnico of Milan and Bocconi as examples of excellence
- Lombardy driver of Italian creativity
- Labour market: much better than Italy
- Labour market: high female participation
- A knowledge hub
- «Milan S.T.E.A.M. city»

# 1. Italy and Lombardy: perception and reality

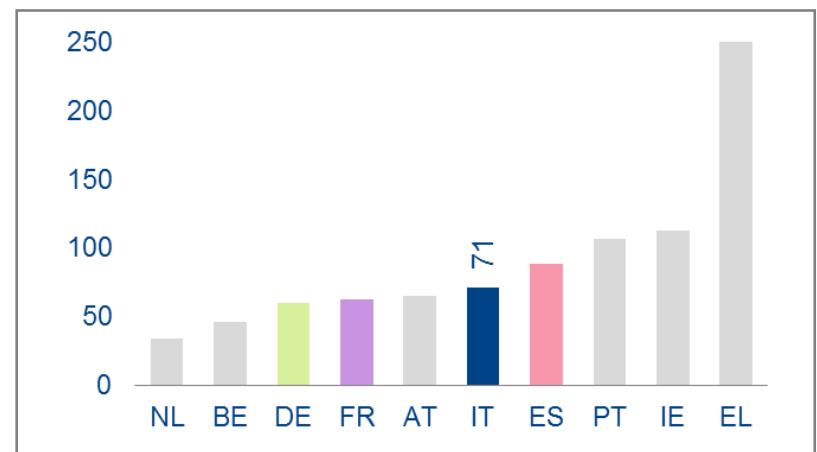
# Italy and Lombardy: perception and reality

Italian public debt: 132.3% of GDP but only 71% of household net financial assets

Public debt as percentage of GDP - 2014



Public debt as percentage of household net financial assets (\*) - 2014

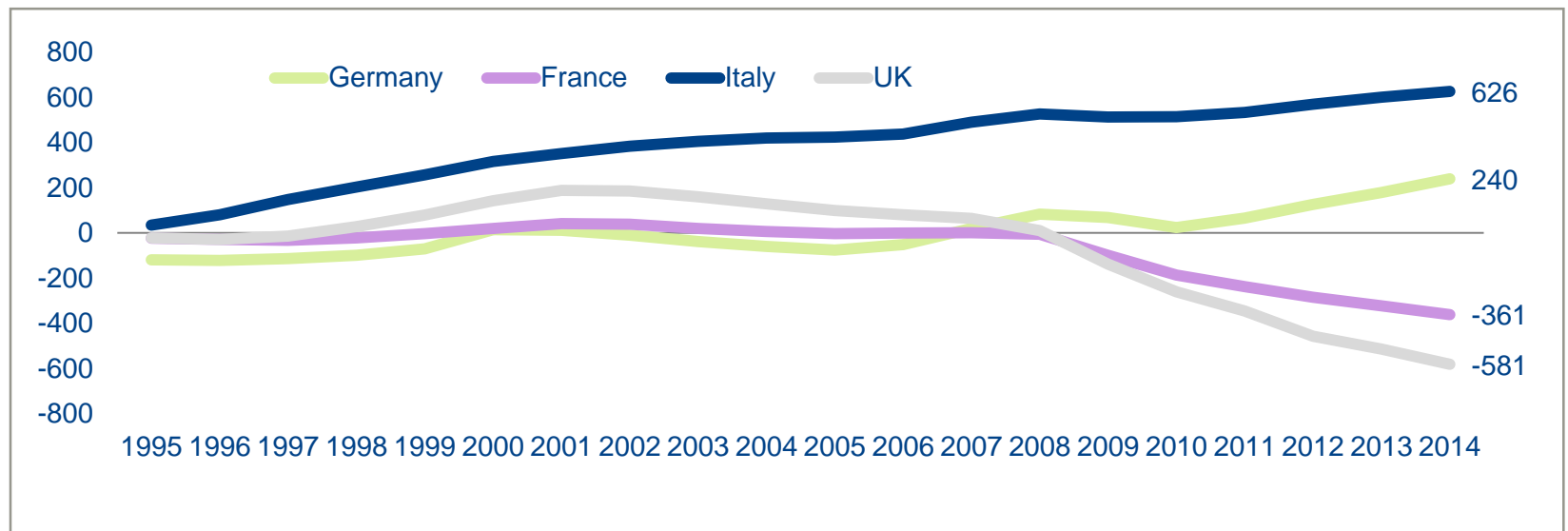


(\*) Financial assets held by households include: currency and deposits, securities other than shares, loans, shares and other equity, net equity of households in life insurance reserves, net equity of households in pension funds, prepayments of premiums and reserves against outstanding claims

# Italy and Lombardy: perception and reality

Italian primary surplus: the highest cumulated value

**Cumulated Primary Balances: 1995-2014**  
(current values – billions of euro)

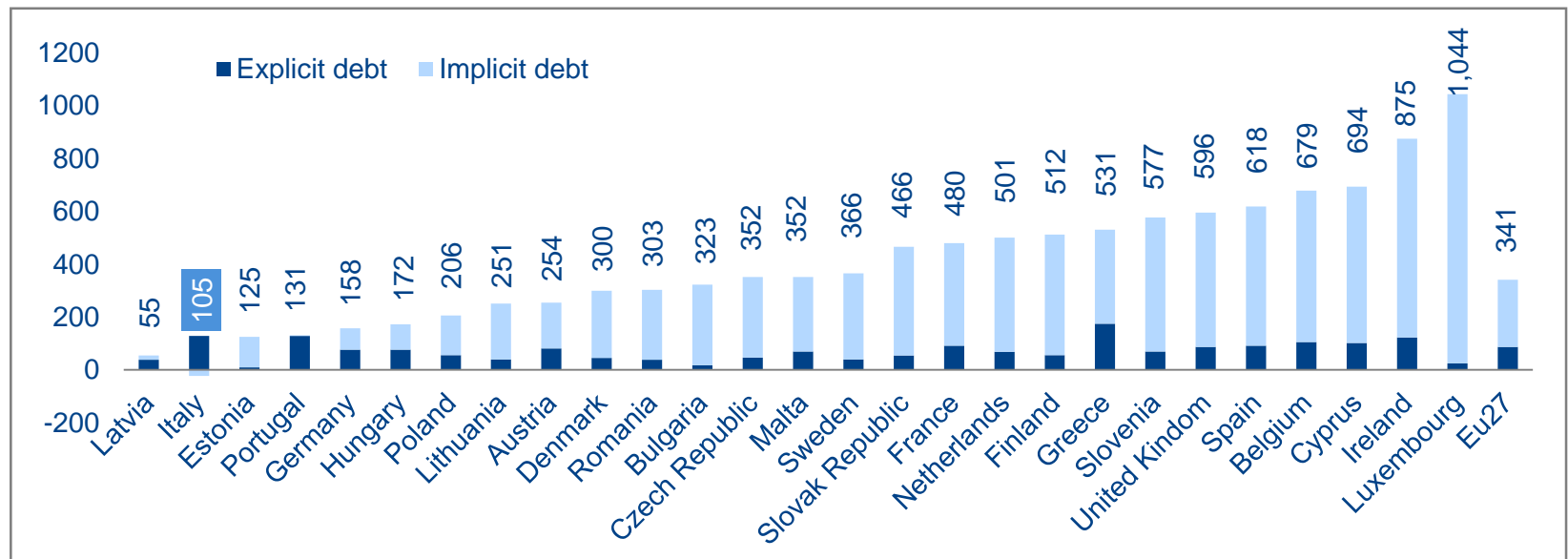


Source: Tableau de Bord Assolombarda Confindustria Milano Monza e Brianza on Eurostat data

# Italy and Lombardy: perception and reality

Explicit and implicit debt: Italy is the «winner» of the EU sustainability ranking

**EU Sustainability Ranking 2014**  
(explicit and implicit debt as % of GDP)

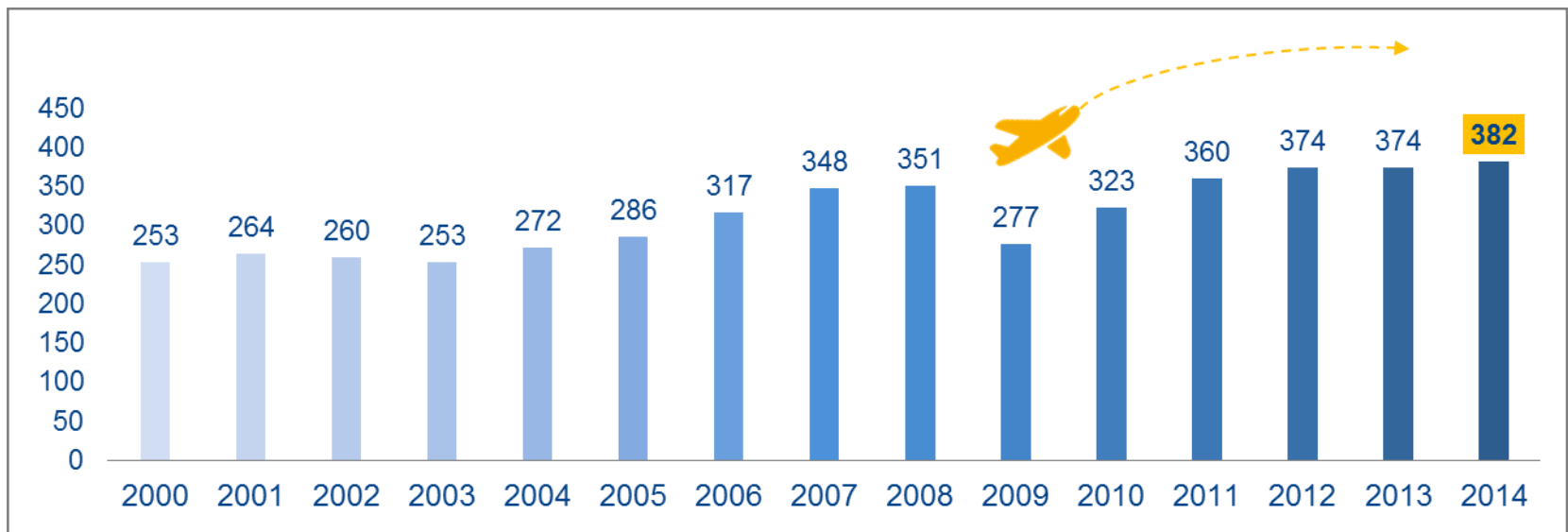


Source: Tableau de Bord Assolombarda Confindustria Milano Monza e Brianza on European Commission, Eurostat data (Calculations Research Centre for Generational Contracts)



# Italy and Lombardy: perception and reality

Italian manufacturing export performance 2000-2014 (billions of euro)

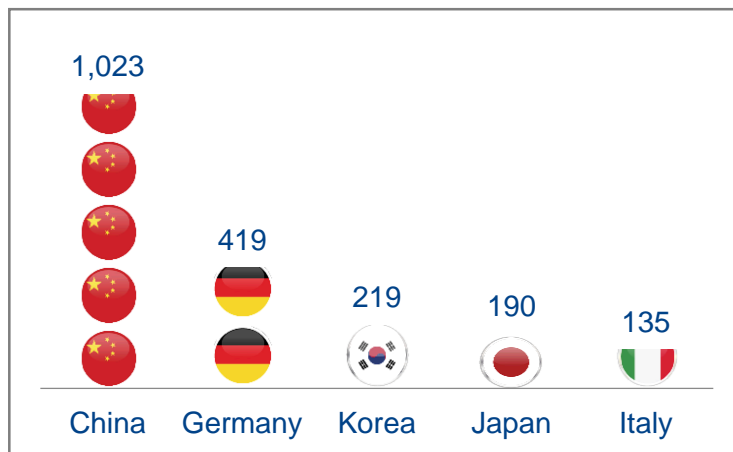


Source: Tableau de Bord Assolombarda Confindustria Milano Monza e Brianza on Istat data

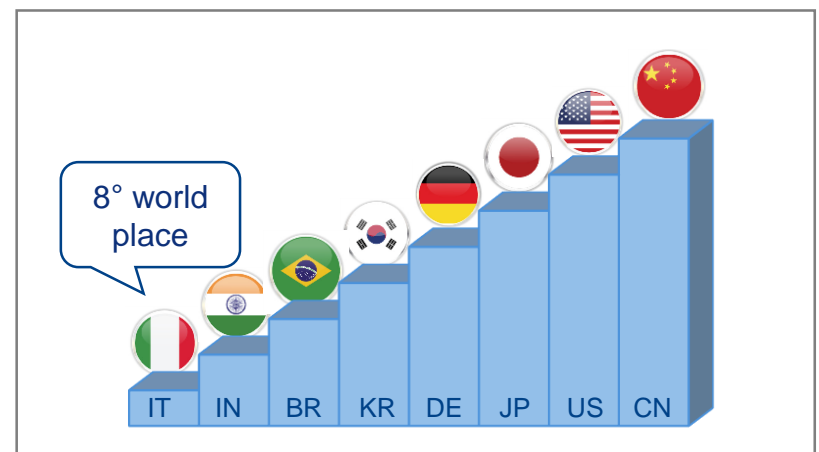
# Italy and Lombardy: perception and reality

## Italian manufacturing sector in global rankings

Manufacturing trade surplus - 2014  
(US billion dollar)



Manufacturing production - 2014



Source: Tableau de Bord Assolombarda Confindustria Milano Monza e Brianza on WTO data

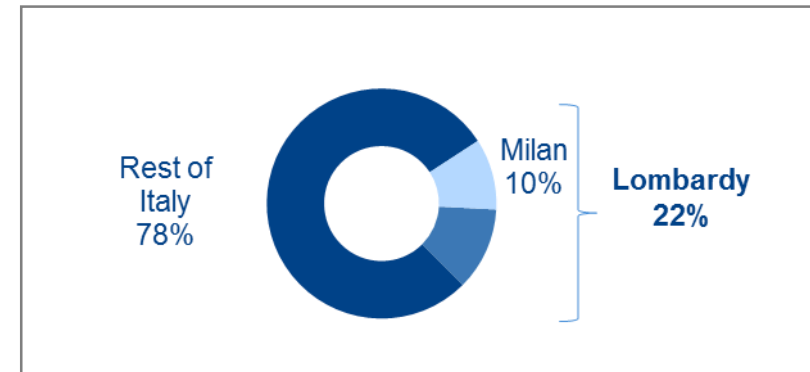
## 2. Lombardy's and Milan's business structure

# Lombardy's and Milan's business structure

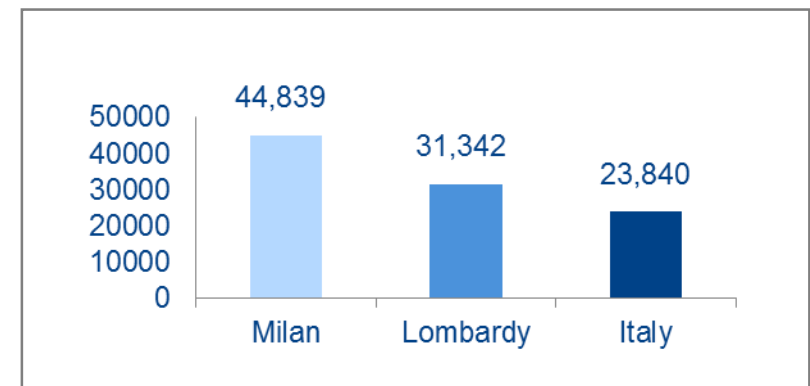
The first Italian Region: in 2014, 22% of the Italian GDP

	Lombardy	Italy	Share
Area (square Km)	23,864	302,073	7.9%
Population (1/1/2015)	10,002,615	60,795,612	16.5%
Workforce (thousand, 2014)	4,615	25,515	18.1%
GDP (nominal, millions euro, 2014)	350,025	1,613,859	21.7%
Value Added per capita (2014)	31,343	23,840	-
Enterprises (2013)	805,727	4,390,513	18.4%
R&D expenditure (millions euro, 2013)	4,541	20,983	21.6%
Import (millions euro, 2014)	110,387	356,939	30.9%
Export (millions euro, 2014)	109,546	398,870	27.5%

Gross Domestic Product %



Value Added per capita (euros)

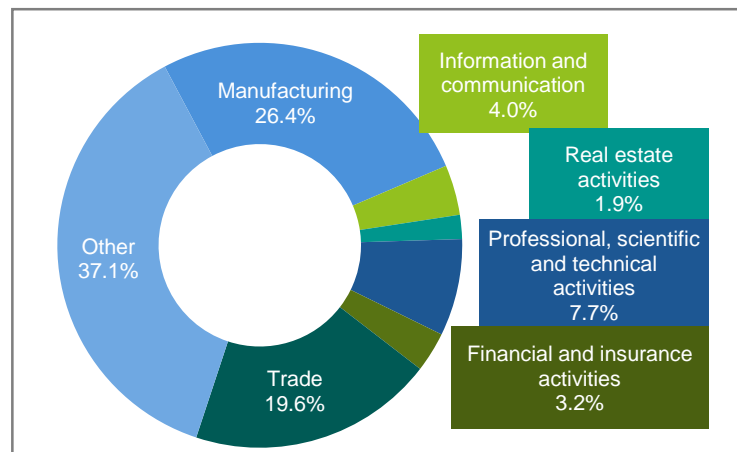


Source: Tableau de Bord Assolombarda Confindustria Milano Monza e Brianza on Istat and Eurostat data

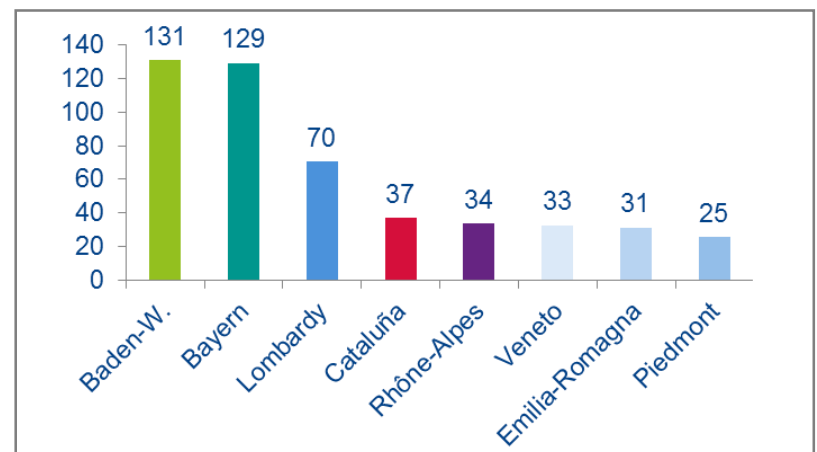
# Lombardy's and Milan's business structure

Lombardy vs others: the first Region in terms of manufacturing gross value added

Workers in Lombardy by business sector - 2013



Gross value added at basic prices by region (Industry, except construction, billions of euro) - 2012



Source: Tableau de Bord Assolombarda Confindustria Milano Monza e Brianza on Istat and Eurostat data

# Lombardy's and Milan's business structure

Milan as prime location for multinationals operating in Italy: almost 3,100

Almost **3,100** foreign multinational enterprises are located in Milan (33% of those active in Italy)  
with **277,000** employees and **168 billion €** turnover

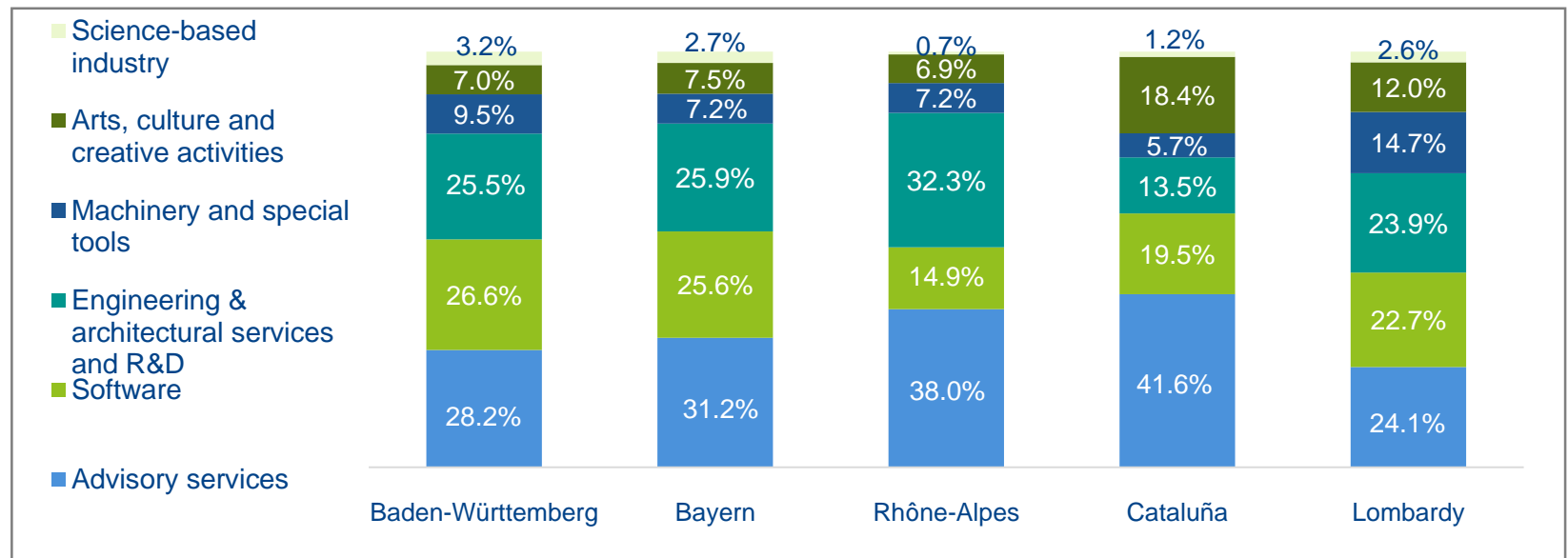


Source: Tableau de Bord Assolombarda Confindustria Milano Monza e Brianza on Milan Chamber of Commerce data

# Lombardy's and Milan's business structure

Over 12,000 knowledge-intensive startups born in Lombardy (2007-2013)

12,121 knowledge-intensive startups - out of 52,675 located in Italy - were born in Lombardy (2007-2013)



Source: Tableau de Bord Assolombarda Confindustria Milano Monza e Brianza and Politecnico of Milano data

# Lombardy's and Milan's business structure

250 European medium-sized enterprises are located in Milan



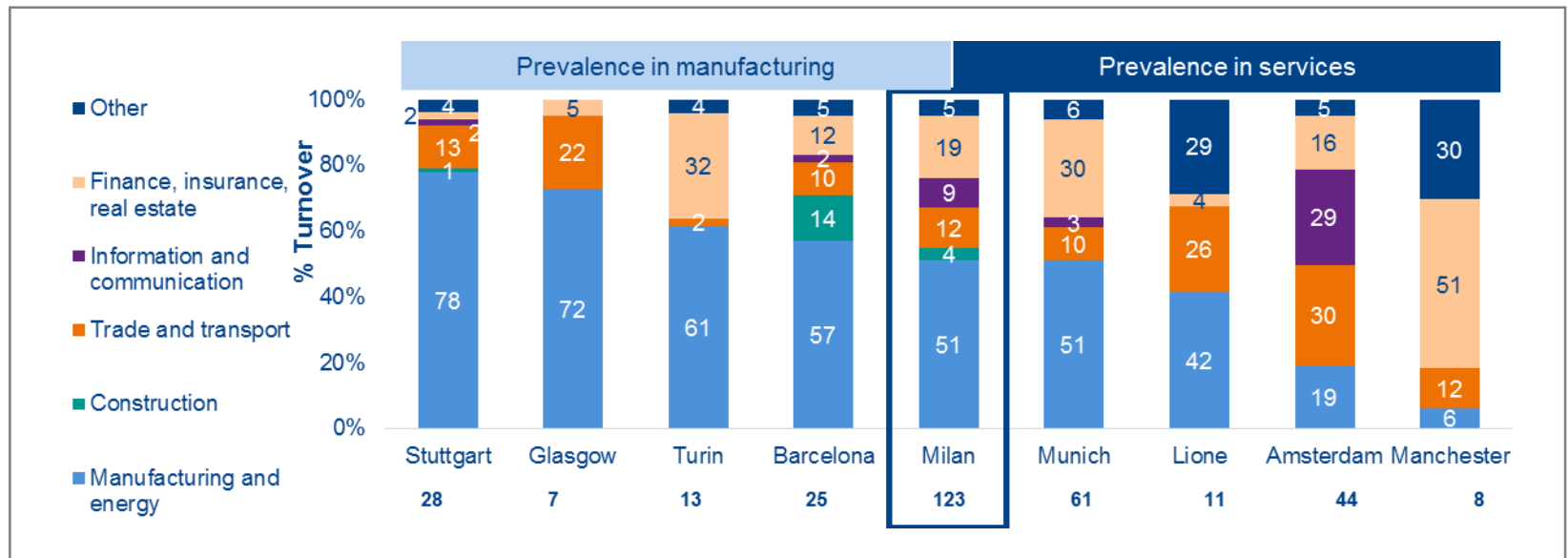
Source: Tableau de Bord Assolombarda Confindustria Milano Monza e Brianza on Milan Chamber of Commerce data



# Lombardy's and Milan's business structure

123 large enterprises in Milan

Number of enterprises with turnover >1Bln €



Source: Tableau de Bord Assolombarda Confindustria Milano Monza e Brianza on BCG data

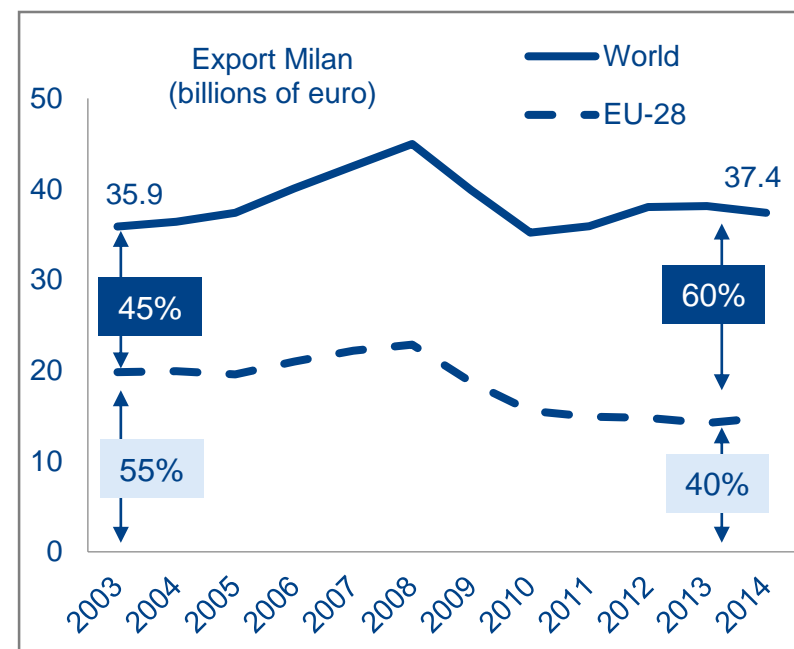
# Lombardy's and Milan's business structure

Export: main commercial partners of Lombardy

Main Commercial partners 2014 (millions of euro)

		Export 2014	% change 2014-2008
1	Germany	14,550	1.8%
2	France	11,396	-6.5%
3	USA	7,329	24.7%
4	Switzerland	6,687	33.6%
5	Spain	5,307	-18.0%
6	United Kingdom	5,202	10.0%
7	China	3,298	37.3%
8	Netherlands	3,035	15.6%
9	Russia	2,806	-2.0%
10	Turkey	2,686	31.6%

Repositioning on Extra-EU markets: the case of Milan

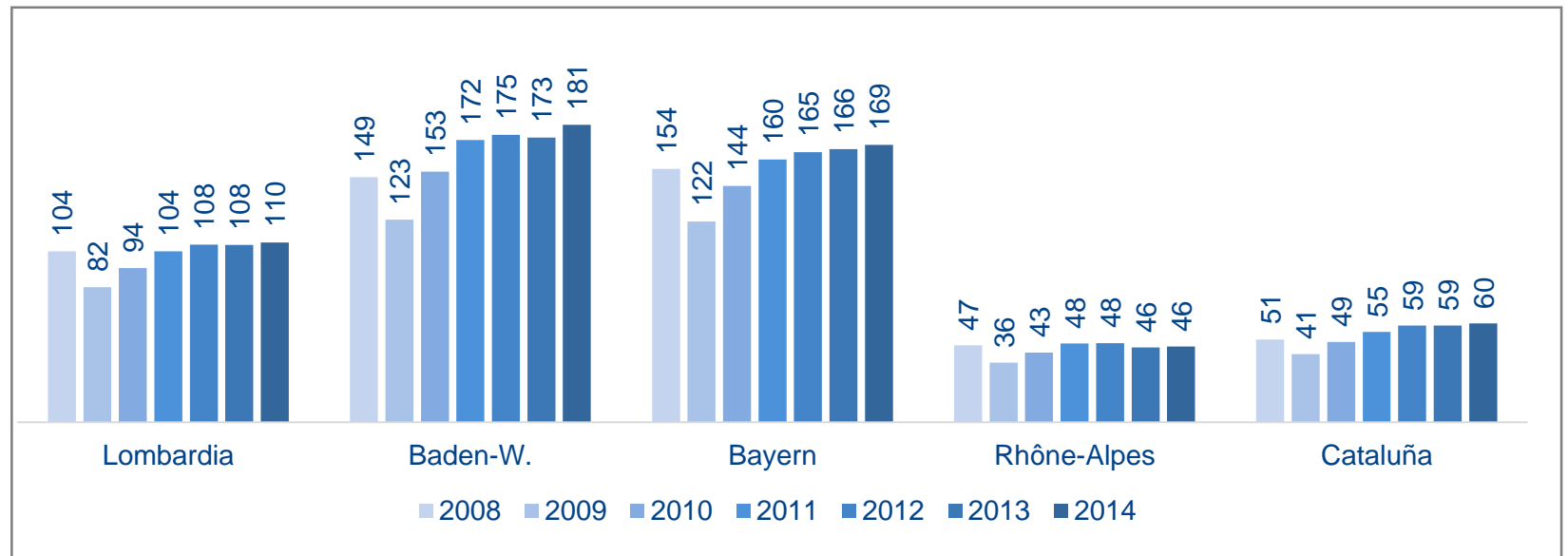


Source: Tableau de Bord Assolombarda Confindustria Milano Monza e Brianza on Istat data

# Lombardy's and Milan's business structure

Export: Lombardy vs other European Regions

Export 2008-2014 (billions euro)

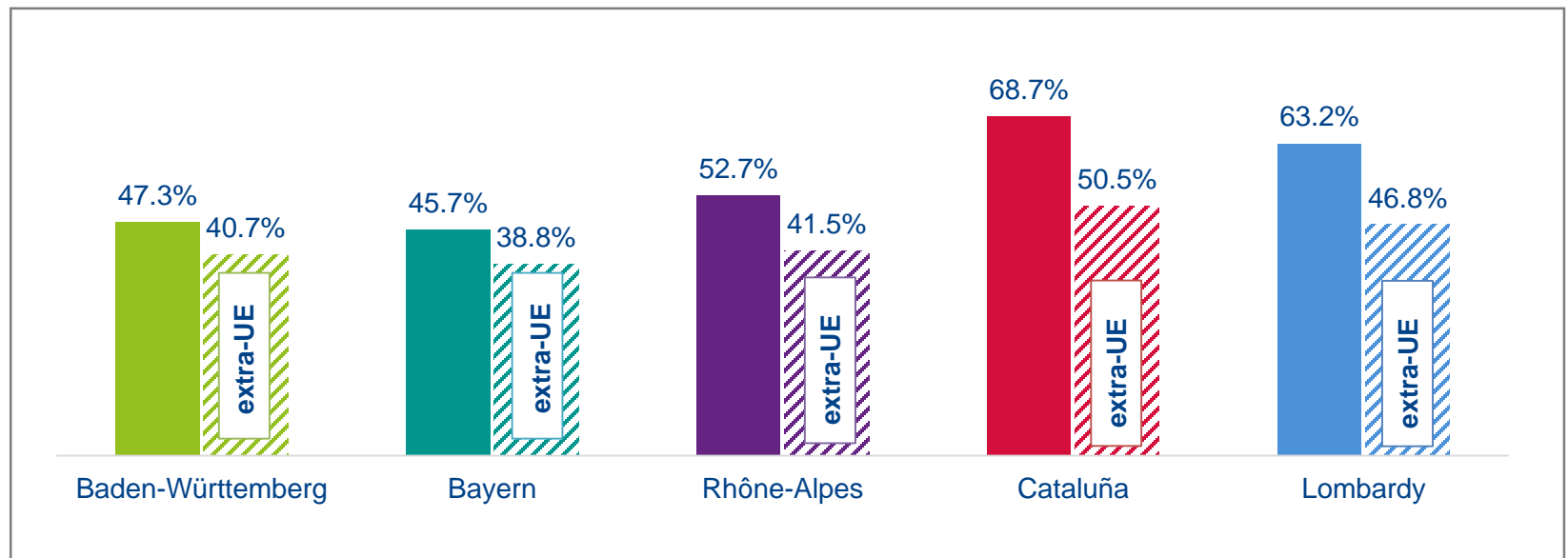


Source: Tableau de Bord Assolombarda Confindustria Milano Monza e Brianza on Istat, Destatis, Idescat, Douanes et droits indirects data

# Lombardy's and Milan's business structure

Openness to international trade: even better than in German Länder ...

Manufacturing exporting firms (% of firms, 2013)

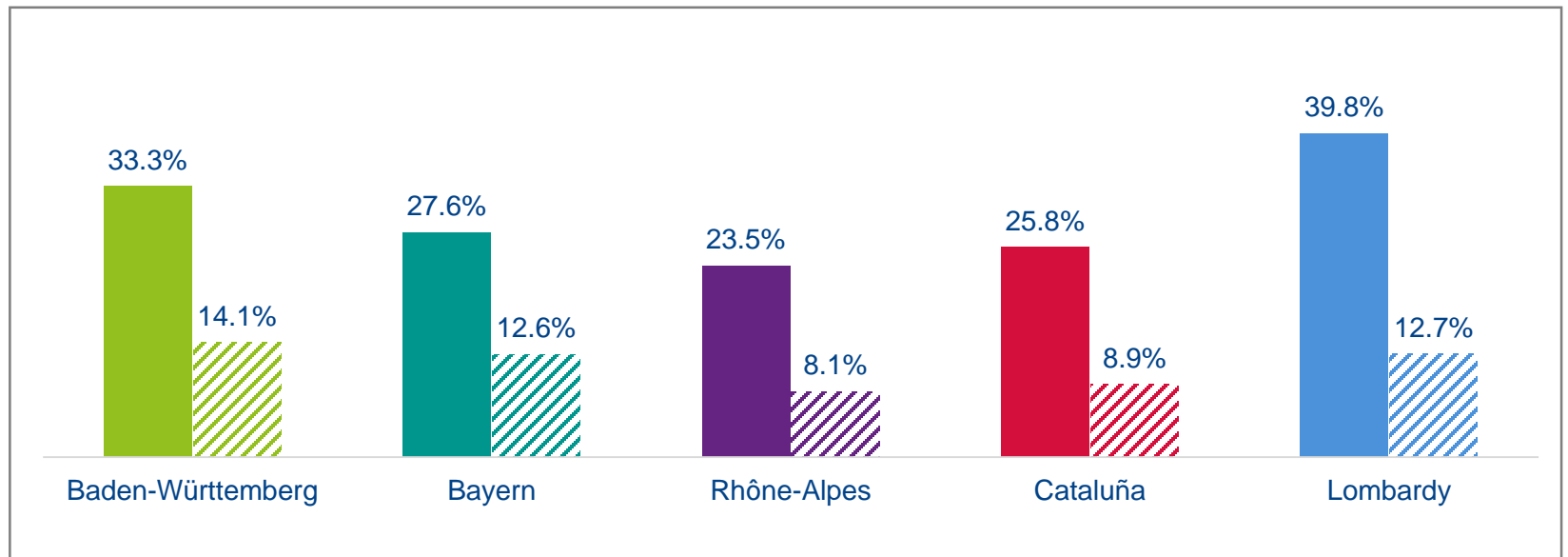


Source: Tableau de Bord Assolombarda Confindustria Milano Monza e Brianza on Survey Data

# Lombardy's and Milan's business structure

... not to mention the importance of export % over total turnover

Export turnover of manufacturing firms (% over total turnover, 2013)



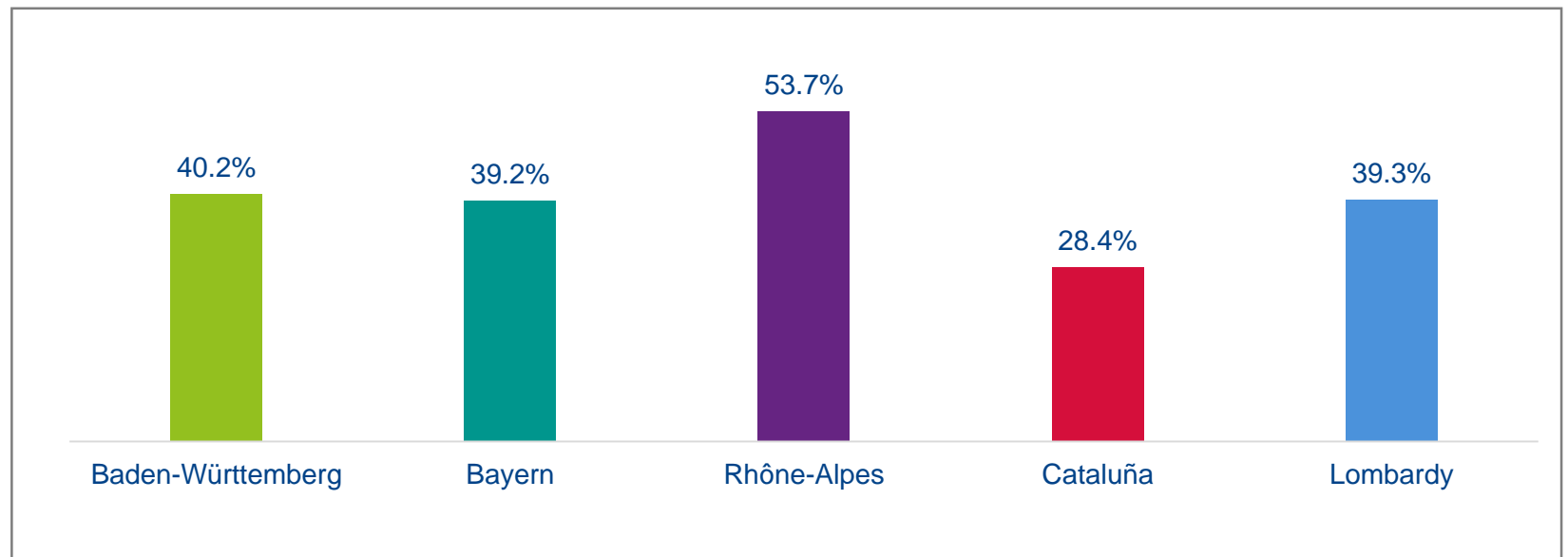
Source: Tableau de Bord Assolombarda Confindustria Milano Monza e Brianza on Survey Data

### 3. Lombardy's and Milan's strengths

# Lombardy's and Milan's strengths

Enterprises' R&D investments in Lombardy: not too far from German Länder

**R&D activity in manufacturing**  
(% of firms, 2011-2013)

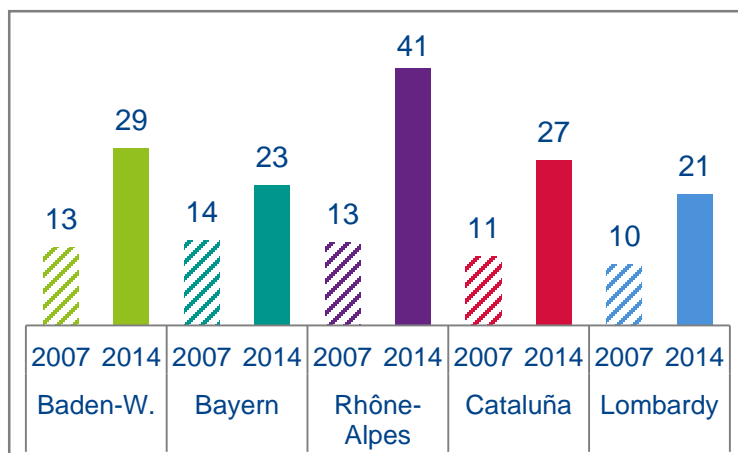


Source: Tableau de Bord Assolombarda Confindustria Milano Monza e Brianza on Survey data

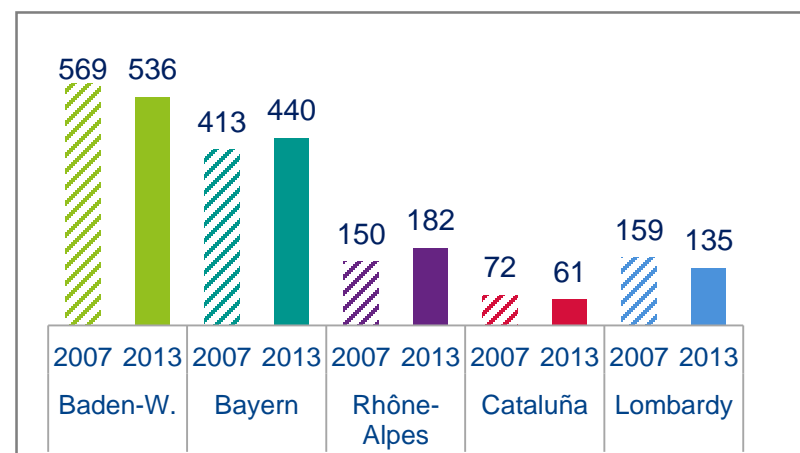
# Lombardy's and Milan's strengths

## Research and innovation

S.T.E.A.M highly cited articles per million inhabitants



Patents per million inhabitants

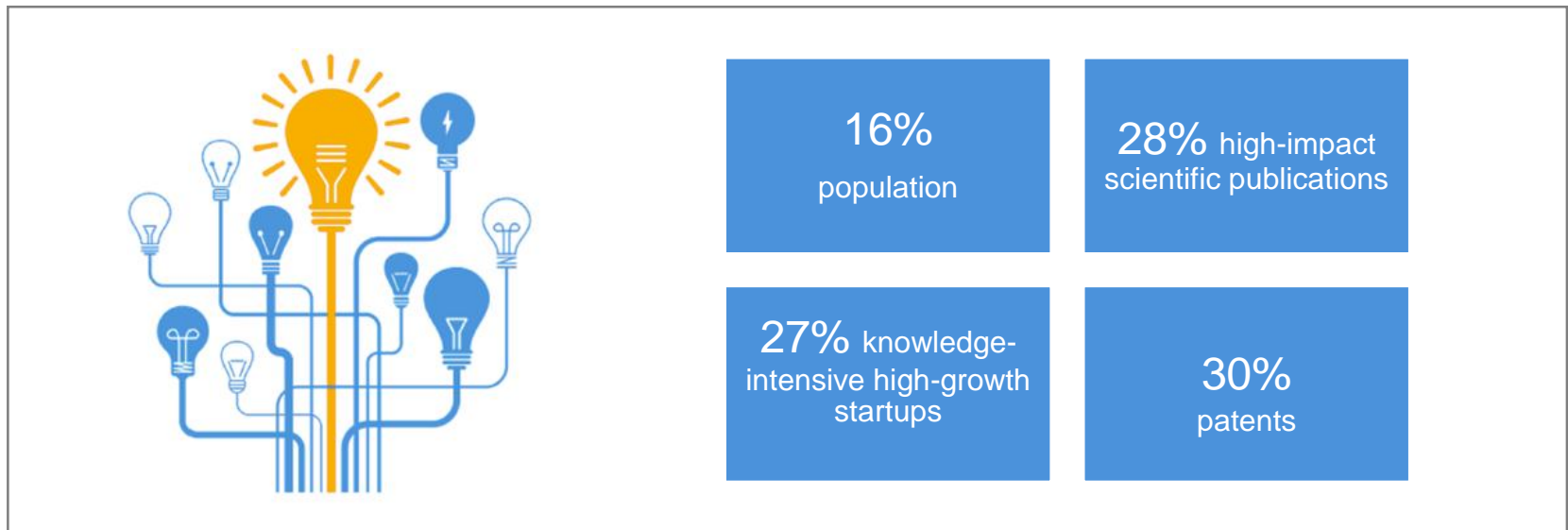


Source: Tableau de Bord Assolombarda Confindustria Milano Monza e Brianza, Politecnico of Milano and CRIOS Bocconi



# Lombardy's and Milan's strengths

Innovation: the role of Lombardy in Italy



Source: Tableau de Bord Assolombarda Confindustria Milano Monza e Brianza on Istat data, Politecnico of Milano, CRIOS Bocconi

# Lombardy's and Milan's strengths

Strong presence of public and private high quality research centers

Some examples:

**13** Universities



**3** sections of Italian National Institute for Nuclear Physics and one European Joint Research Center

**12** CNR (National Research Council) Institutes and 25 territorial sections of CNR Institutes



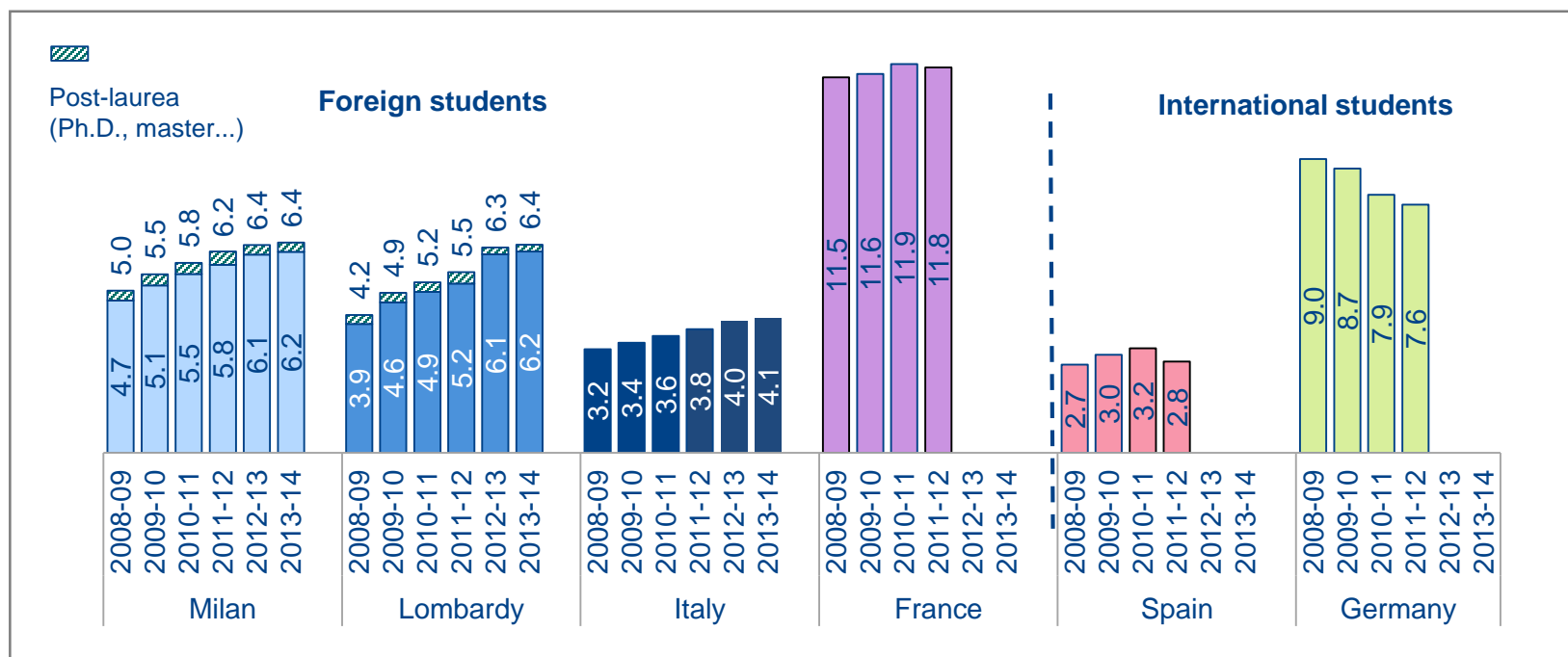
**18** Institutes for Treatment and Research



# Lombardy's and Milan's strengths

University: high concentration (13) and international attractiveness

% foreign and international students in Universities



Source: Tableau de Bord Assolombarda Confindustria Milano Monza e Brianza on Miur (Lombardy and Milan) and OECD data

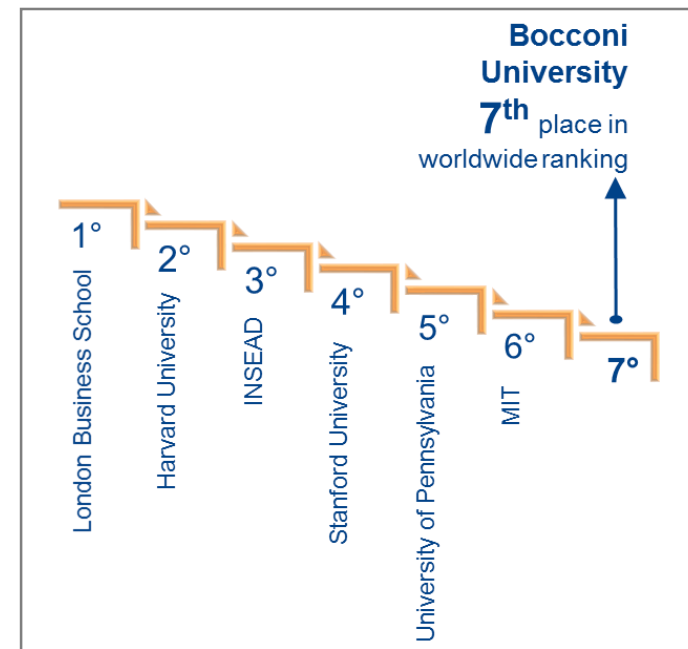
# Lombardy's and Milan's strengths

Universities: Politecnico of Milan and Bocconi as examples of excellence

## Engineering and Technology: Ranking

University	
1	Massachusetts Institute of Technology (MIT)
2	Stanford University
3	University of Cambridge
4	National University of Singapore (NUS)
5	ETH Zurich - Swiss Federal Institute of Technology
6	Nanyang Technological University, Singapore (NTU)
7	Imperial College London
8	University of California, Berkeley (UCB)
9	University of Oxford
10	Harvard University
11	Tsinghua University
12	The University of Tokyo
13	KAIST - Korea Advanced Institute of Science & Technology
14	The Hong Kong University of Science and Technology
15	Seoul National University
16	California Institute of Technology (Caltech)
17	EPFL (Ecole Polytechnique Fédérale de Lausanne)
18	The University of Melbourne
19	Delft University of Technology
20	Georgia Institute of Technology
21	The University of New South Wales (UNSW Australia)
22	Tokyo Institute of Technology
23	University of California, Los Angeles (UCLA)
24	<b>Politecnico of Milano</b> Princeton University


## Business & Management Studies: Ranking



Source: Tableau de Bord Assolombarda Confindustria Milano Monza e Brianza on QS Ranking 2015 data

# Lombardy's and Milan's strengths

Lombardy drives Italian creativity



**19%** of italian cultural enterprises

**26%** of italian cultural enterprises value added

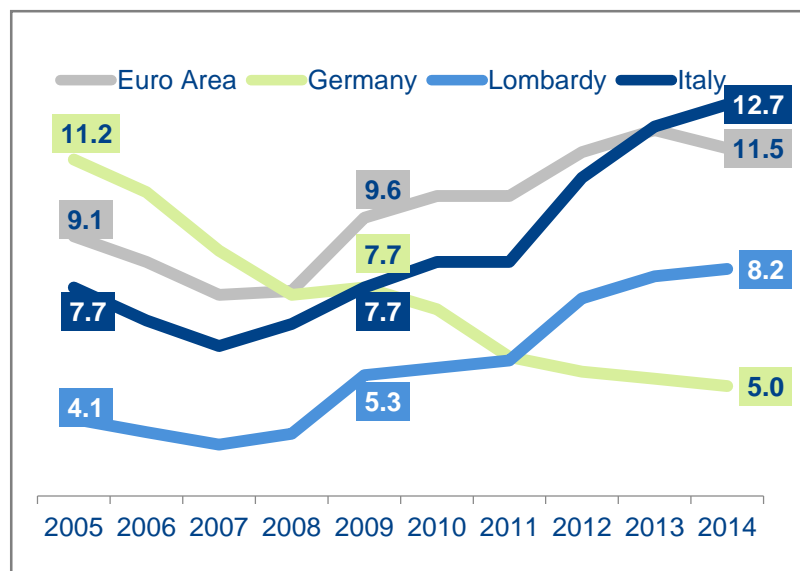
**300,000** jobs originating from cultural activities

Source: Tableau de Bord Assolombarda Confindustria Milano Monza e Brianza on Symbola data (2014)

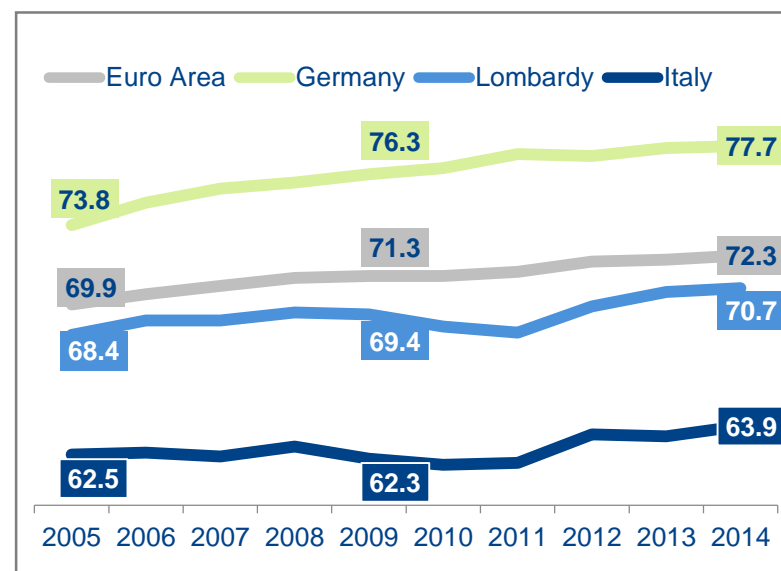
# Lombardy's and Milan's strengths

Labour market: much better than Italy

Unemployment rate



Activity rate

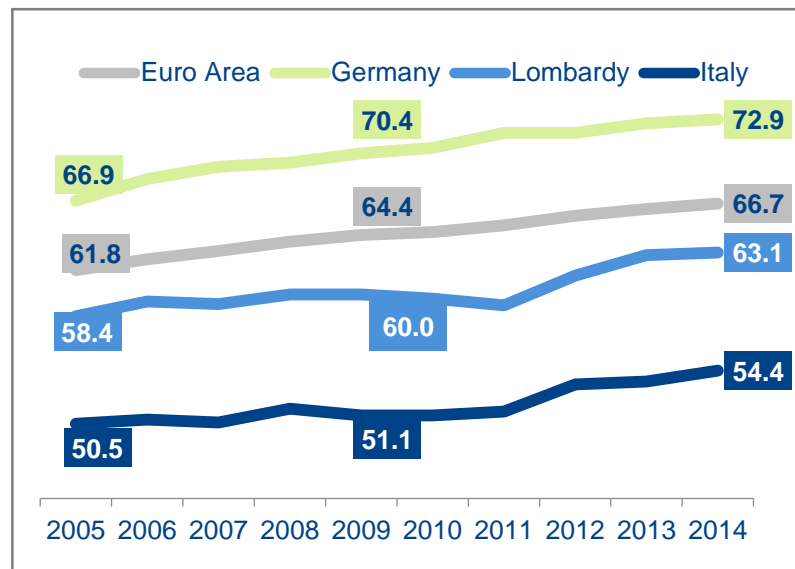


Source: Tableau de Bord Assolombarda Confindustria Milano Monza e Brianza on Istat and Eurostat data

# Lombardy's and Milan's strengths

Labour market: high female participation

Female activity rate



In Lombardy the female participation to labour market is almost **9% higher than in Italy** thanks to:

- ...more **opportunities** for women to reach relevant positions/roles in their firms...
- ...diffusion of **part-time** contracts (25% among working women)...
- ...**welfare** initiatives both by large private companies and public institutions (78% of municipalities provide services for children, such as kindergarten).

# Lombardy's and Milan's strengths

A knowledge hub

Why are Lombardy and Milan a knowledge hub?

Because here you find:

- a **multi-sectorial economic system**, with a core manufacturing sector integrated with a highly developed service sector (especially in Milan);
- a virtuous **network of small and medium enterprises** well integrated with large enterprises and multinational companies;
- the concentration of 13 **long-standing and prestigious universities**, strictly connected with the entrepreneurial system;
- a strong specialization in knowledge-intensive sectors and the availability of **high-skilled human capital**.





# Lombardy's and Milan's strengths

«Milan S.T.E.A.M. city»

Investing in «Milan S.T.E.A.M. city» means to add about 17-24 billion € of value added to 2025



Source: Tableau de Bord Assolombarda Confindustria Milano Monza e Brianza on BCG data



ASSOLOMBARDA

Confindustria Milano Monza e Brianza

[www.assolombarda.it](http://www.assolombarda.it)  
[www.farvolaremilano.it](http://www.farvolaremilano.it)  
[www.assolombardanews.it](http://www.assolombardanews.it)

