



BUSINESS FORUM

BUSINESS FORUM

5th April
ULAANBAATAR, MONGOLIA



MINISTRY OF FOOD, AGRICULTURE AND LIGHT INDUSTRY

ABOUT MONGOLIA, ULAANBAATAR



TOTAL AREA : 1,560,000 KM2, (604,200 sq miles)

Horizontally: 2392KM (1482 MILES)

Vertically: 1259KM (782 MILES)

TOTAL POPULATION MONGOLIA: 3,116,535

MONGOLIAN LITERACY RATE: 98 %

GDP (2016): USD 12.65 Billion

GDP PER CAPITA (2015): USD 4,182

CURRENCY RATE (Apr 2017): \$1 US = ₮2,443 MNT

CAPITAL CITY: ULAANBAATAR

TOTAL POPULATION ULAANBAATAR: 1,314,486

POPULATION UNDER AGE 35 YRS OLD PERCENT: 67%

GDP (2015): USD 8.1 Billion

GDP PER CAPITA (2015): USD 5,900

MAIN SECTORS IN ECONOMY OF MONGOLIA



17.6%



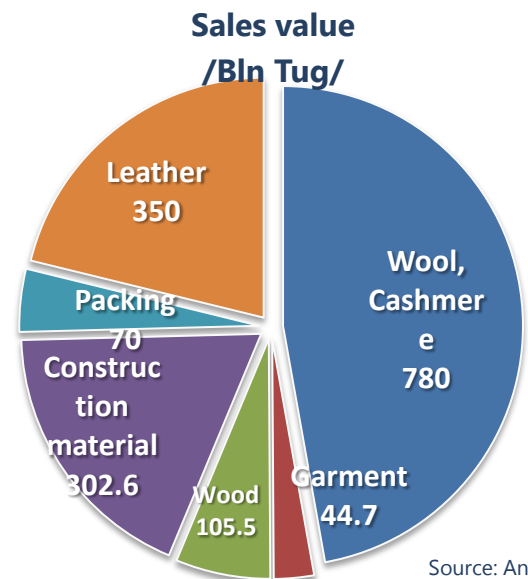
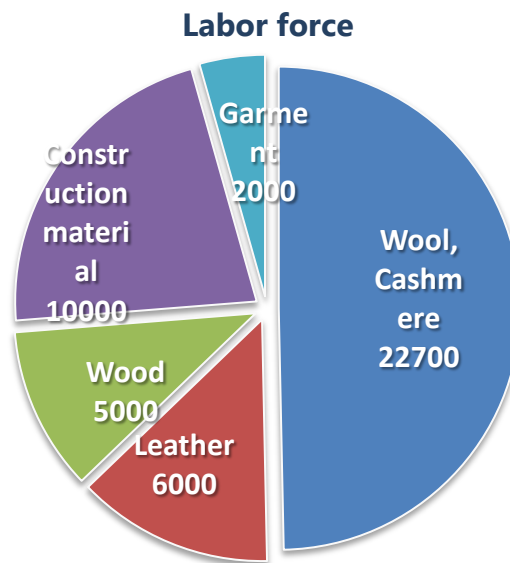
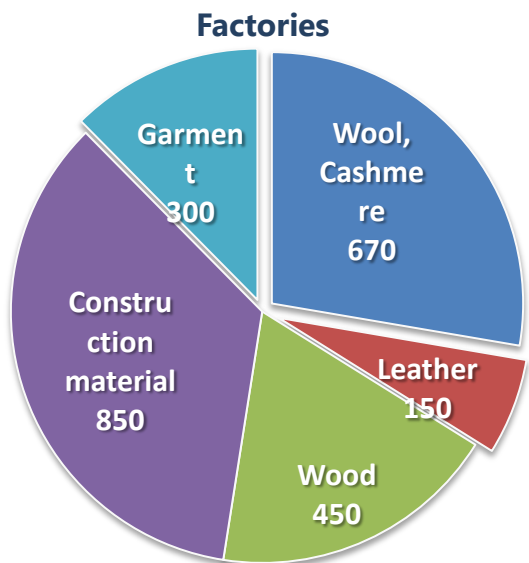
13.3%



9.1%
of GDP 2016

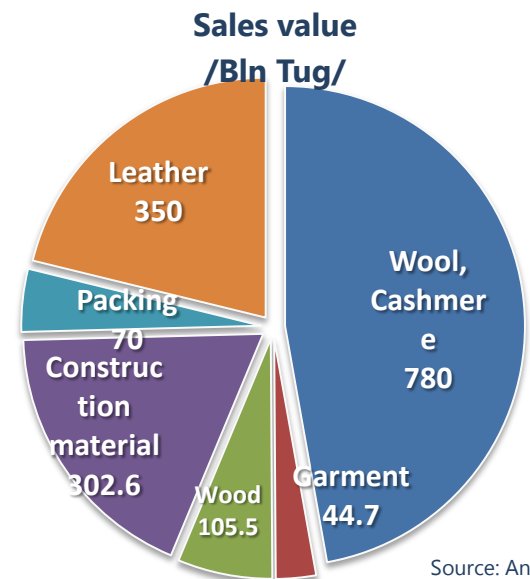
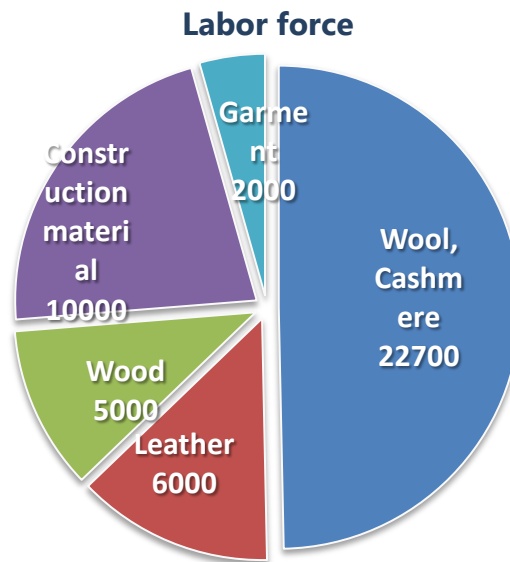
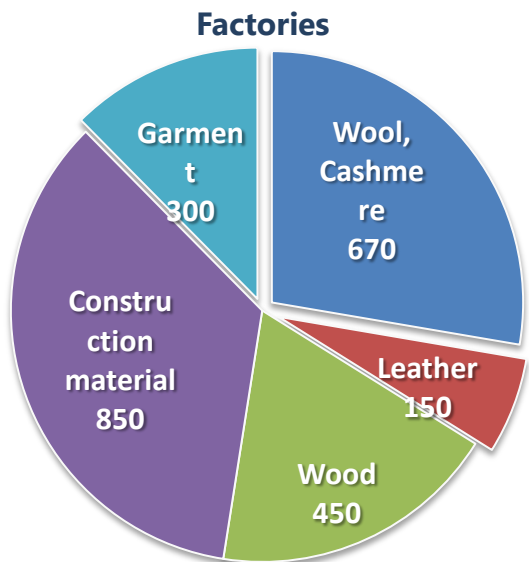
MAIN SECTORS OF LIGHT INDUSTRY

Sectors	Factory number	Labor force	Production volume /Bln tug/	Sales /Bln tug/
Wool, Cashmere	670	22700	987	780
Leather	150	6000	354	297
Garment	300	2000	32	44,7
Wood	450	5000	199	105,5
Construction material	850	8000-10000	362	302,6
Total	~2000	~35000		1,121



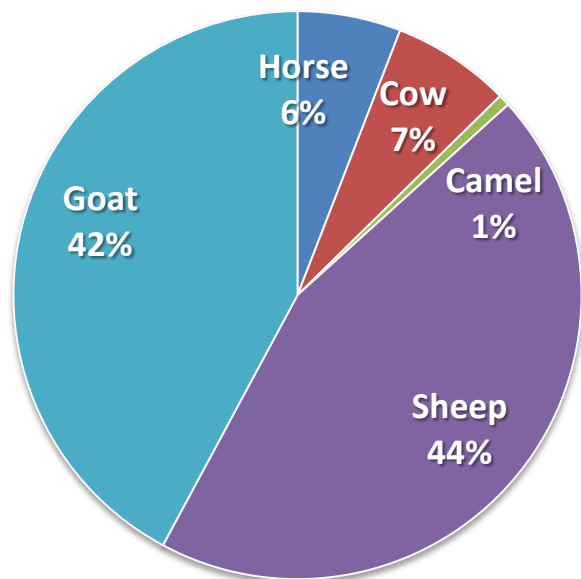
MAIN SECTORS OF LIGHT INDUSTRY

Sectors	Factory number	Labor force	Production volume /Bln tug/	Sales /Bln tug/
Wool, Cashmere	670	22700	987	780
Leather	150	6000	354	297
Garment	300	2000	32	44,7
Wood	450	5000	199	105,5
Construction material	850	8000-10000	362	302,6
Total	~2000	~35000		1,121



LIVESTOCK & RAW MATERIALS

Livestock	Qty
Horse	3,635,500
Cow	4,081,000
Camel	401,350
Sheep	27,855,600
Goat	25,570,000
Total	61,550,000

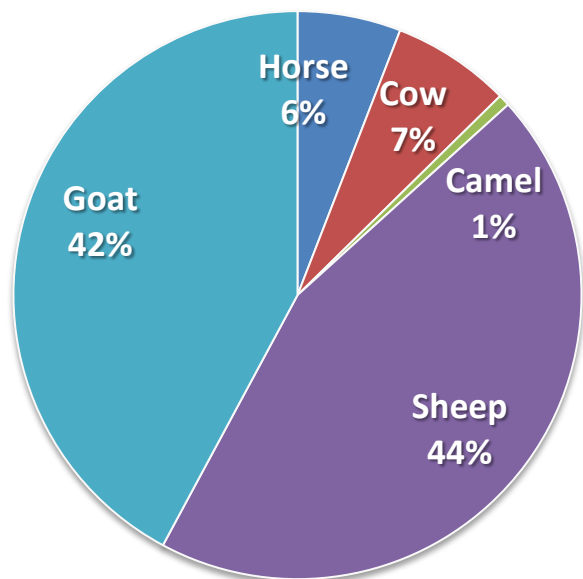


Hide and Skin	Qty
Horse hide	400,000
Cow hide	700,000
Camel hide	30,000
Sheep skin	7,400,000
Goat skin	6,200,000
Total	14,730,000

Hair	Qty
Sheep wool	23,000 tn
Cashmere	9,400 tn
Camel wool	1,200 tn
Total	33,600 tn

LIVESTOCK & RAW MATERIALS

Livestock	Qty
Horse	3,635,500
Cow	4,081,000
Camel	401,350
Sheep	27,855,600
Goat	25,570,000
Total	61,550,000



**II Place
in the World**

Hide and Skin	Qty
Horse hide	400,000
Cow hide	700,000
Camel hide	30,000
Sheep skin	7,400,000
Goat skin	6,200,000
Total	14,730,000

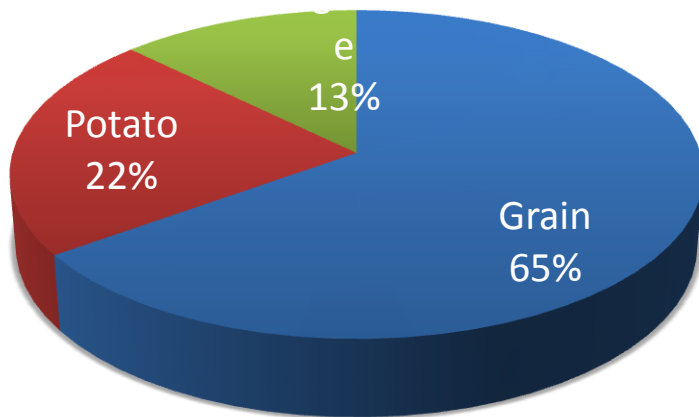
Hair	Qty
Sheep wool	23,000 tn
Cashmere	9,400 tn
Camel wool	1,200 tn
Total	33,100 tn

LIVESTOCK, MILK, MEAT

Livestock	Qty	Milk Litre / per yr	Meat Tn / per yr
Horse	3,635,500	33,3 mln	50,800
Cow	4,081,000	520,5 mln	93,200
Camel	401,350	2,6 mln	8,200
Sheep	27,855,600	38 mln	134,600
Goat	25,570,000	271 mln	86,300
Total	61,550,000	865.4 mln	373,100

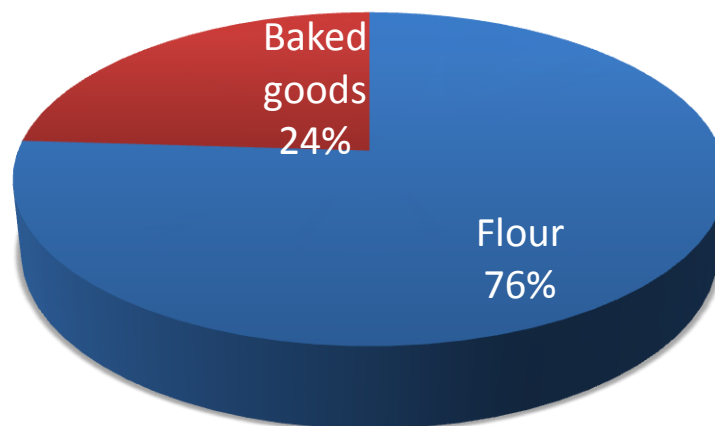
AGRICULTURE

Harvest

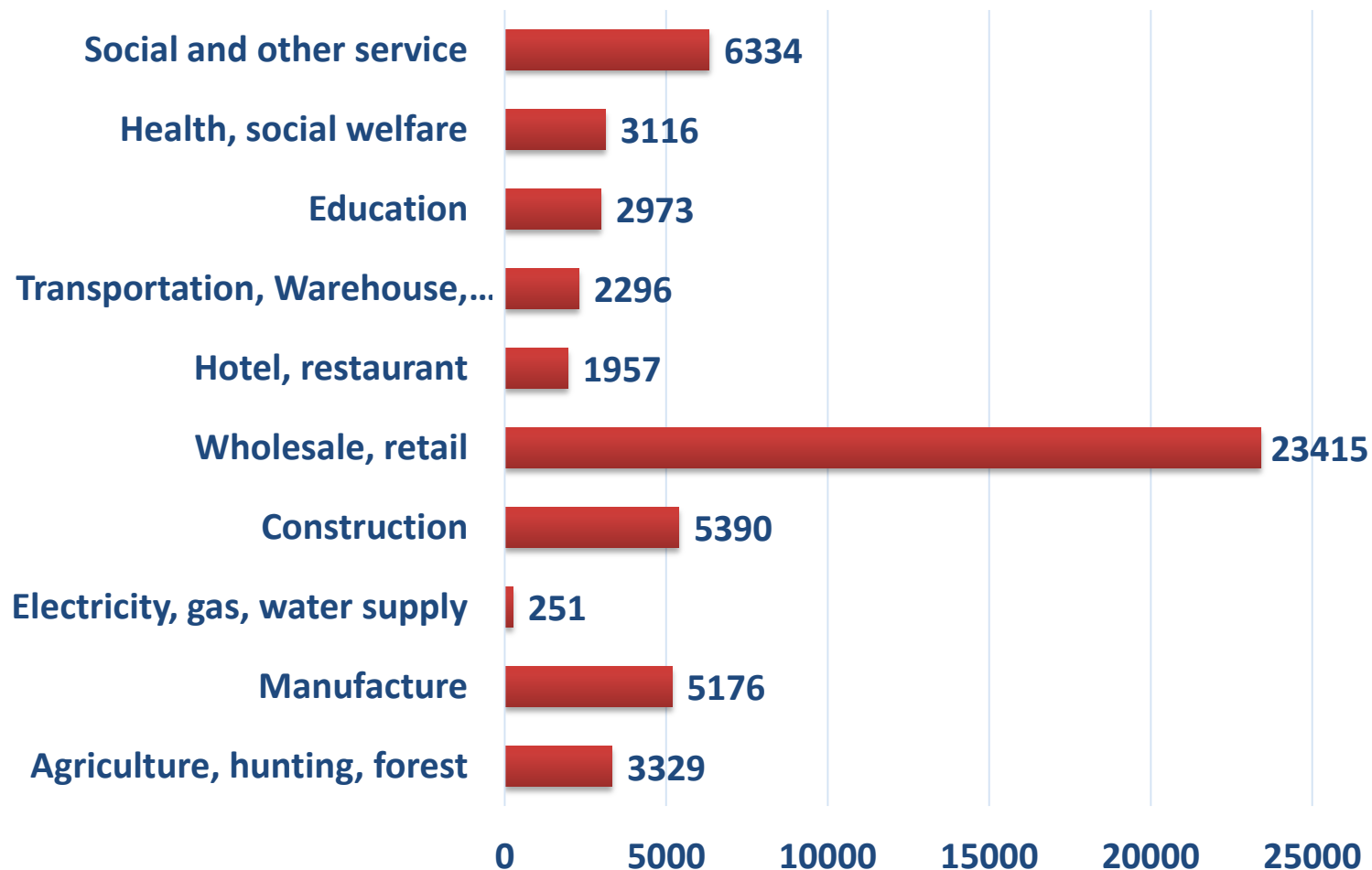


Vegetable	94,400 tn
Potato	165,300 tn
Grain	483,500 tn

Wheat



SME



Total business registered in 2016: 126,560.

84.3% of entities are SME's.

Source: MOFALI

COOPERATION PROPOSAL

- **Win win cooperation in leather, wool, cashmere, food and agriculture industry**
- **Educate industrial engineers, designers in Italy**
- **Transfer Industrial technology in flexible condition**
- **Experience the Italian innovation factoring, leasing and Insurance for SMEs.**
- **Cooperation on export goods to Europe & Japanese market**
- **Industrial consultancy on wool, cashmere, leather & wood sector**



MINISTRY OF FOOD,
AGRICULTURE, LIGHT INDUSTRY

**Thank you
Best wishes!**