



ASSOLOMBARDA
Confindustria Milano Monza e Brianza

Booklet Italy, Lombardy and Milan

A cura dell'Area / Edited by

Centro Studi / Research Department

N° 05/January 2018



Rilasciato il 19 febbraio 2018 / Issued on 19 February 2018

Questo booklet è stato chiuso con le informazioni disponibili al 31 gennaio 2018
This booklet has been draft using information available as of 31st January 2018

Contents

Executive summary	5
1. Italy and Lombardy: perception and reality	7
<hr/>	
<ul style="list-style-type: none">• Italian public debt: 132.0% of GDP but only 68% of household net financial assets• Italian primary surplus: the highest cumulated value• Explicit and implicit debt: Italy seventh in the EU Sustainability Ranking• Italian manufacturing export performance 2000-2016• Italian manufacturing in global rankings	
2. Lombardy and Milan: business structure	13
<hr/>	
<ul style="list-style-type: none">• The leading Italian region: in 2016, 22% of the Italian GDP• Lombardy, the leading Italian region in terms of manufacturing gross value added• 250 manufacturing medium enterprises located in Milan, 1,000 located in Lombardy• 90 large enterprises in Milan• Milan the prime location for 3,600 multinational companies operating in Italy• Over 12,000 knowledge-intensive startups born in Lombardy (2007-2014)• Export: Lombardy vs other European regions• Export: Lombardy's main trade partners• Openness to international trade: outdoing German regions...• ... also worth mentioning: the importance of export over total turnover	

Contents

3. Lombardy and Milan: strengths

24

-
- Business R&D investments in Lombardy: in line with German regions
 - Research and innovation
 - Innovation: the role of Lombardy in Italy
 - Strong presence of high-quality public and private research centers
 - Universities: high concentration (13) and international attractiveness
 - Universities: Politecnico of Milano and Bocconi examples of excellence
 - Milan, a driver of Italian creativity
 - Labour market: a better performance than the Italian average
 - Labour market: high female employment rate
 - What makes Lombardy and Milan a knowledge hub?
 - Milan S.T.E.A.M. city

Executive summary

Executive summary

Who we are

Assolombarda Confindustria Milano Monza e Brianza is the largest local entrepreneurial association in Italy and the most important association within the Confindustria system, the National Confederation of entrepreneurial associations.

Italy: perception and reality

«Made in Italy» is one of the most famous brand in the world. But Italy sets records also in less renowned fields as proved by our capacity of competing in international markets. To name a few:
the growing export performance of the manufacturing sector (over 400 billion euros in 2016);
the manufacturing trade surplus and the share of manufacturing value added, where Italy reaches the fifth and seventh position worldwide respectively

Lombardy and Milan: business structure and strengths

A solid and highly diversified economy (from industry to trade, to services, to finance) is the main feature of Lombardy and Milan: 25% of Italian exports and manufacturing is produced within a range of 60 km. Milan stands out for its international stance, the city being home to 3,600 MNCs for a total workforce of 279,000 employees and a turnover of 168 billion euros. These multinational companies are well-integrated in a dynamic system connecting small, medium and large firms, 90 of which boast a turnover of over 1 billion euro, a number higher than in Munich (61 firms) and Barcelona (39). Lombardy is also an attractive place for knowledge-intensive startups (over 12,000 between 2007 and 2014).

Innovation and qualified human capital make of Lombardy and Milan a knowledge hub. This territory is home to the main Italian research centers, 12 CNR (Italian National Research Council), 19 IRCCS (Institutes for Treatment and Research) and 13 universities attracting 270,000 students, of which almost 13,000 are foreigners

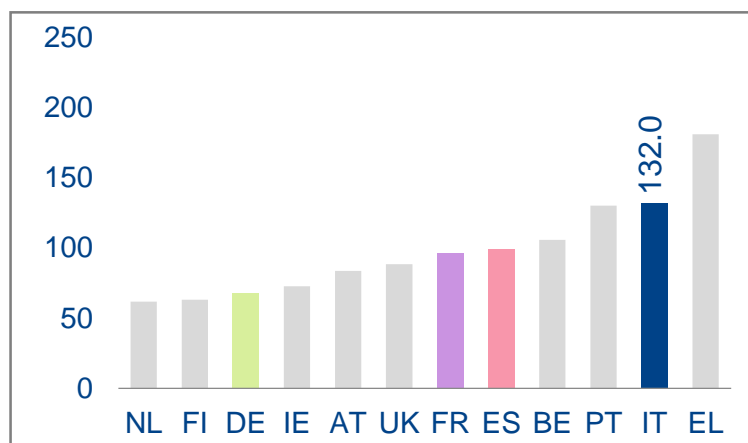
Lombardy and Milan are also leaders in the national creative industry. Thanks to its rich and blooming cultural offer, its excellences in the fashion and design industry Milan has established itself as the capital for arts, culture and design,

1. Italy and Lombardy: perception and reality

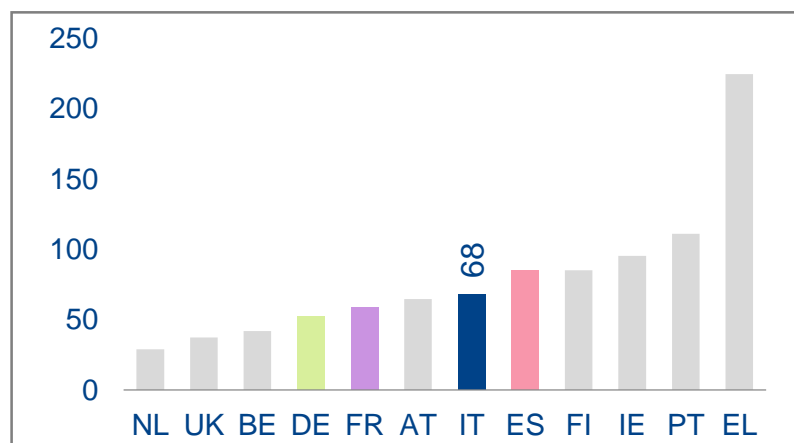
Italy and Lombardy: perception and reality

Italian public debt: 132.0% of GDP but only 68% of household net financial assets

Public debt as percentage of GDP - 2016



Public debt as percentage of household net financial assets (*) - 2016



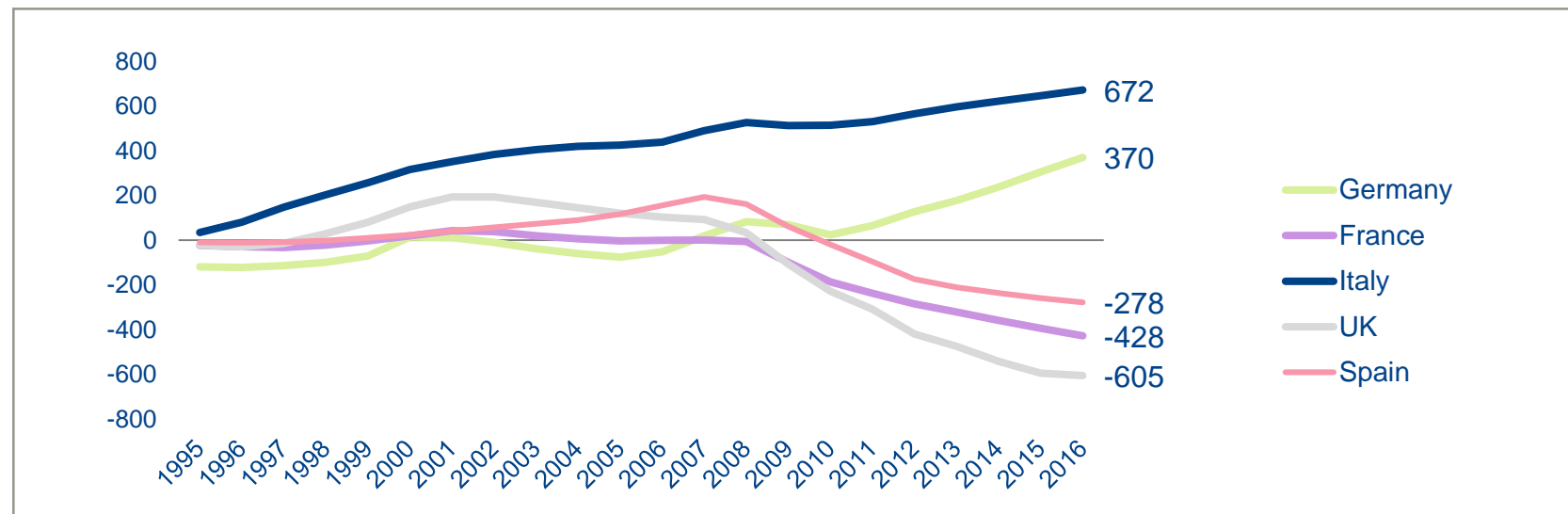
(*) Financial assets held by households include: currency and deposits, securities other than shares, loans, shares and other equity, net equity of households in life insurance reserves, net equity of households in pension funds, prepayments of premiums and reserves against outstanding claims

Source: Assolombarda Confindustria Milano Monza e Brianza on Eurostat data

Italy and Lombardy: perception and reality

Italian primary surplus: the highest cumulated value

Cumulated primary balances (current values - billion euro)

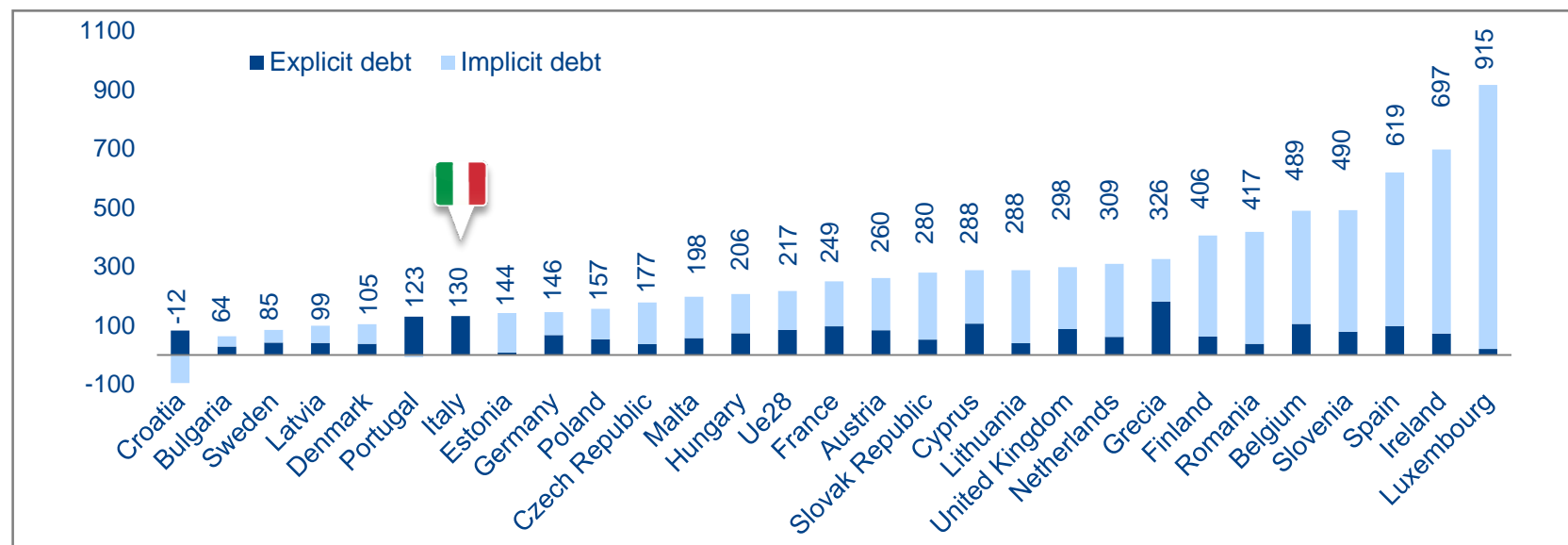


Source: Assolombarda Confindustria Milano Monza e Brianza on Eurostat data

Italy and Lombardy: perception and reality

Explicit and implicit debt: Italy seventh in the EU Sustainability Ranking

EU Sustainability Ranking - 2017 (explicit and implicit debt as % of GDP)

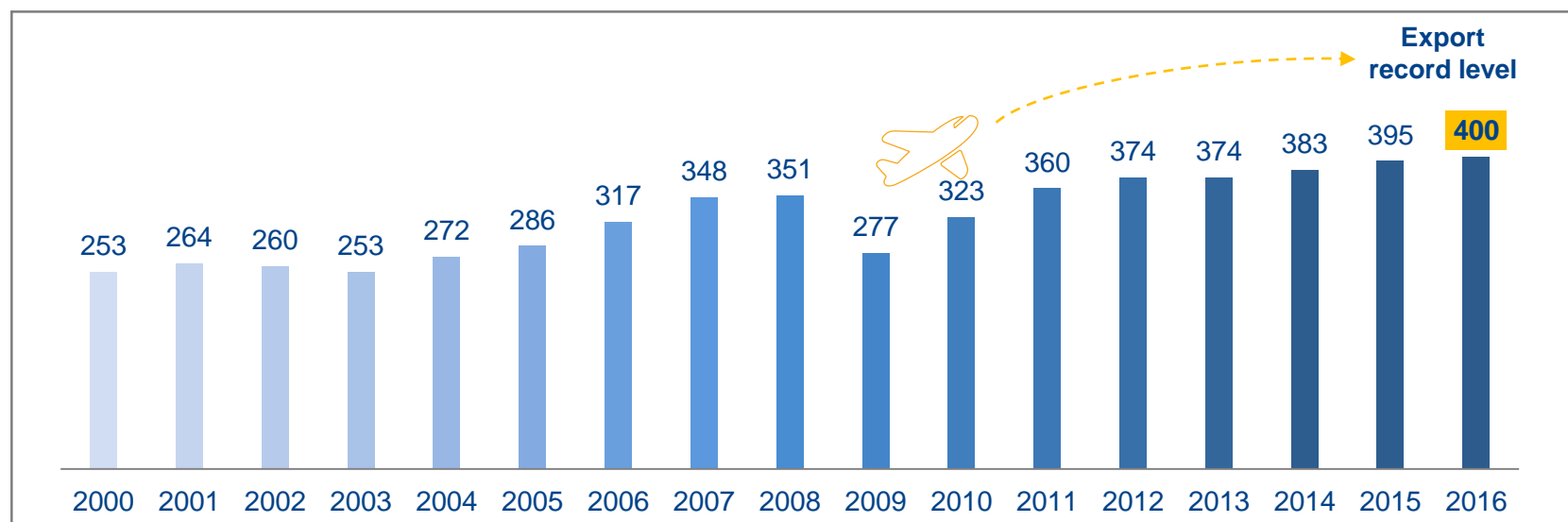


Source: Assolombarda Confindustria Milano Monza e Brianza on Stiftung Marktwirtschaft data

Italy and Lombardy: perception and reality

Italian manufacturing export performance 2000-2016

Italian manufacturing export (billion euro)

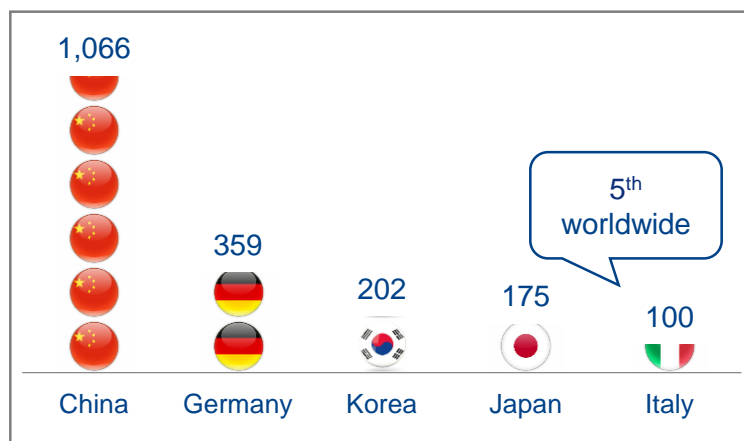


Source: Assolombarda Confindustria Milano Monza e Brianza on Istat data

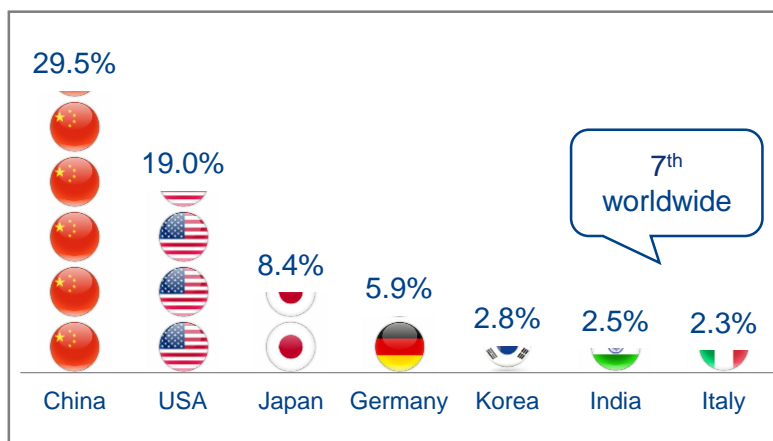
Italy and Lombardy: perception and reality

Italian manufacturing in global rankings

Manufacturing trade surplus - 2016
(US billion dollar)



Share of global manufacturing value added - 2016
(% on current prices - US dollar)



Source: Assolombarda Confindustria Milano Monza e Brianza on WTO and CSC data

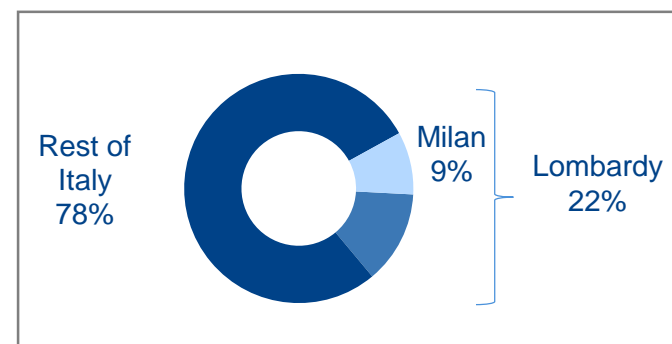
2. Lombardy and Milan: business structure

Lombardy and Milan: business structure

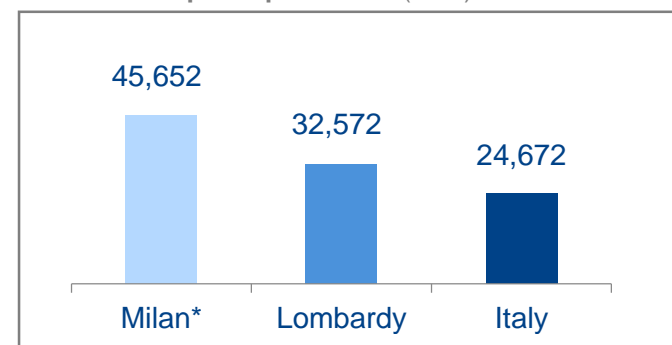
The leading Italian Region: in 2016, 22% of the Italian GDP

	Lombardy	Italy	Share
Area (sq. km.)	23,864	302,073	7.9%
Population (1/1/2017)	10,019,166	60,589,445	16.5%
Workforce (thousand, 2016)	4,673,438	25,769,874	18.1%
GDP (nominal, million euro, 2016)	368,582	1,680,523	21.9%
Value Added (per capita, 2016)	32,572	24,672	-
Enterprises (2016)	815,246	5,145,995	15.8%
R&D expenditure (million euro, 2014)	4,625	22,291	20.8%
Import (million euro, 2016)	115,380	367,626	31.4%
Export (million euro, 2016)	111,961	417,264	26.8%

Gross Domestic Product % - 2016



Value Added per capita - 2016 (euro)



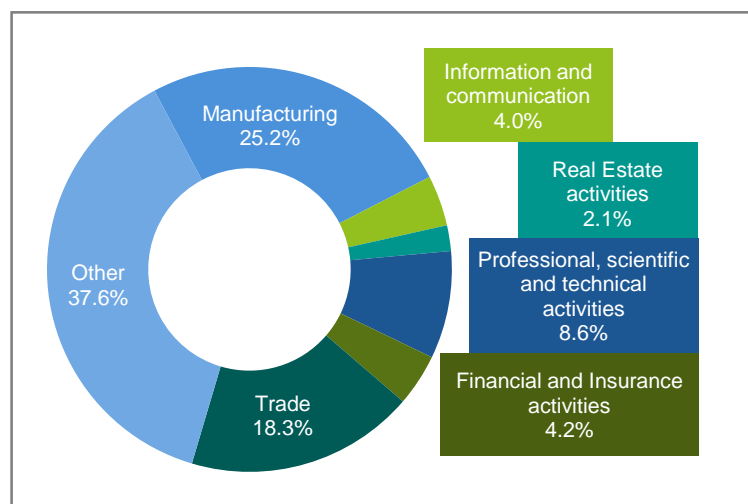
(*) 2015

Source: Assolombarda Confindustria Milano Monza e Brianza on Istat and Prometeia data

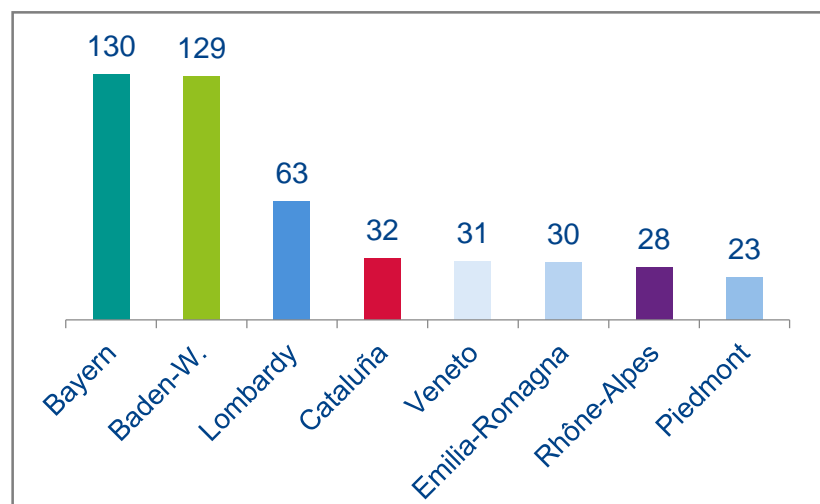
Lombardy and Milan: business structure

Lombardy, the leading Italian region in terms of manufacturing gross value added

Lombardy workforce by business sector - 2015



Manufacturing gross value added at basic prices by region - 2014
(billion euro)

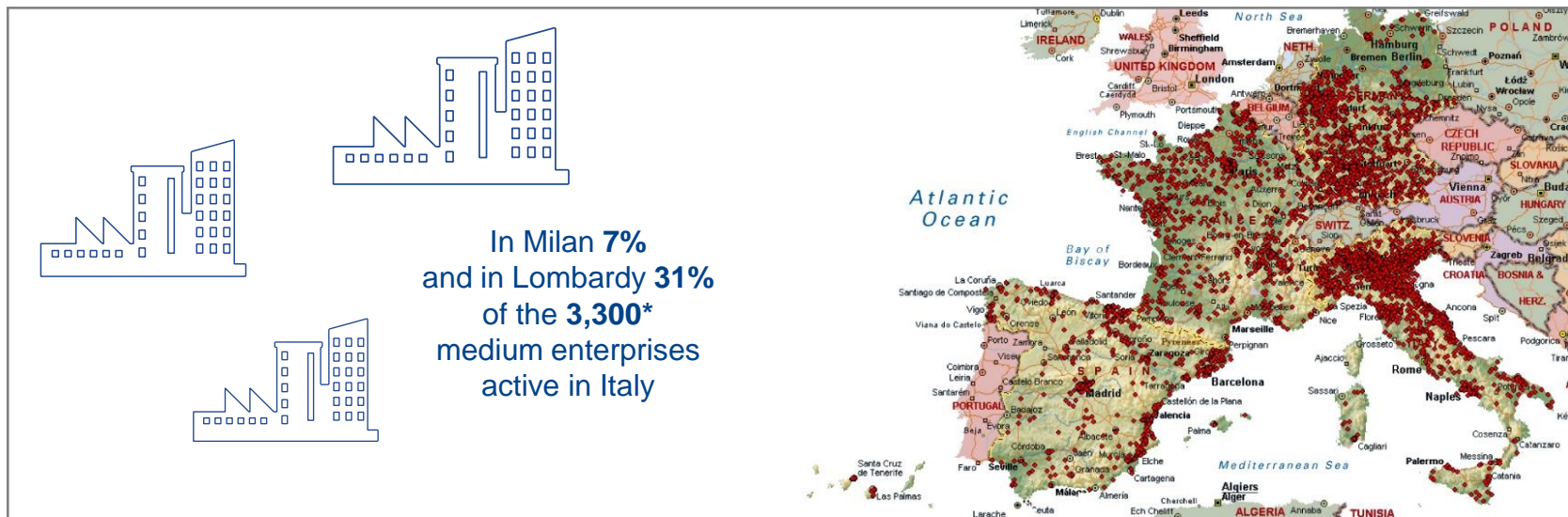


Source: Assolombarda Confindustria Milano Monza e Brianza on Istat and Eurostat data

Lombardy and Milan: business structure

250 manufacturing medium enterprises located in Milan, 1,000 located in Lombardy

Number of manufacturing medium enterprises, with 50 to 499 persons employed and a sales volume of 15 to 330 million euro (excluding subsidiaries of large corporations or those under foreign control)

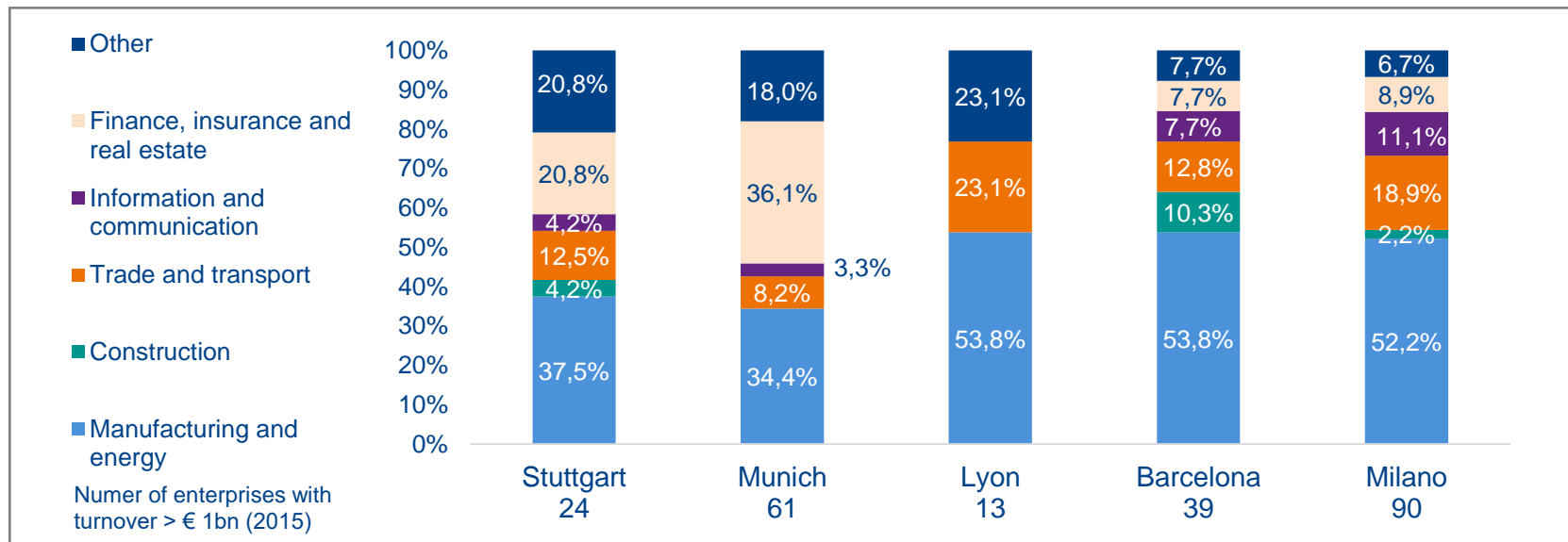


* Italian medium-sized manufacturing companies account for approximately 15% of the domestic manufacturing value added and of Italian exports

Source: Assolombarda Confindustria Milano Monza e Brianza on Mediobanca – Unioncamere data

Lombardy and Milan: business structure

90 large enterprises in Milan




Source: Assolombarda Confindustria Milano Monza e Brianza on Orbis data

Lombardy and Milan: business structure

Milan the prime location for 3,600 multinational companies operating in Italy

Foreign multinational enterprises

3,600 foreign multinational companies located in Milan (33% of those active in Italy)
with **279,000** employees and **€ 168 billion** turnover

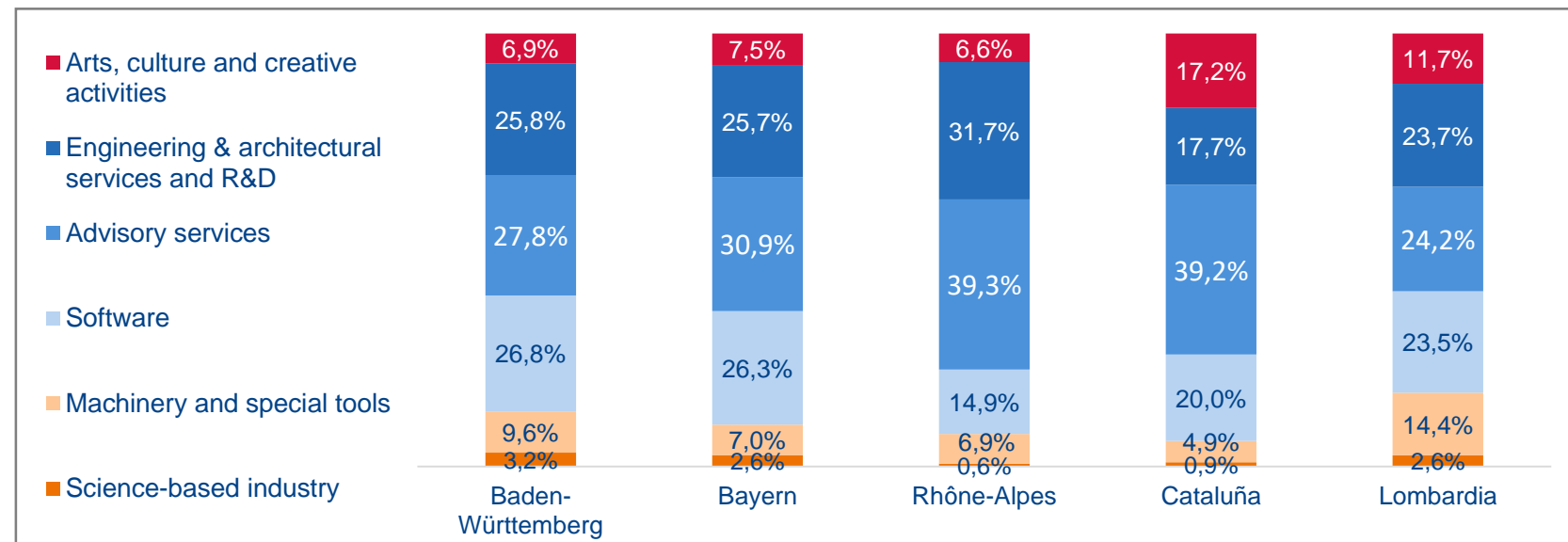


Source: Assolombarda Confindustria Milano Monza e Brianza on Milan Chamber of Commerce data

Lombardy and Milan: business structure

Over 12,000 knowledge-intensive startups born in Lombardy (2007-2014)

12,218 knowledge-intensive startups - out of 52,927 located in Italy - born in Lombardy (2007-2014)

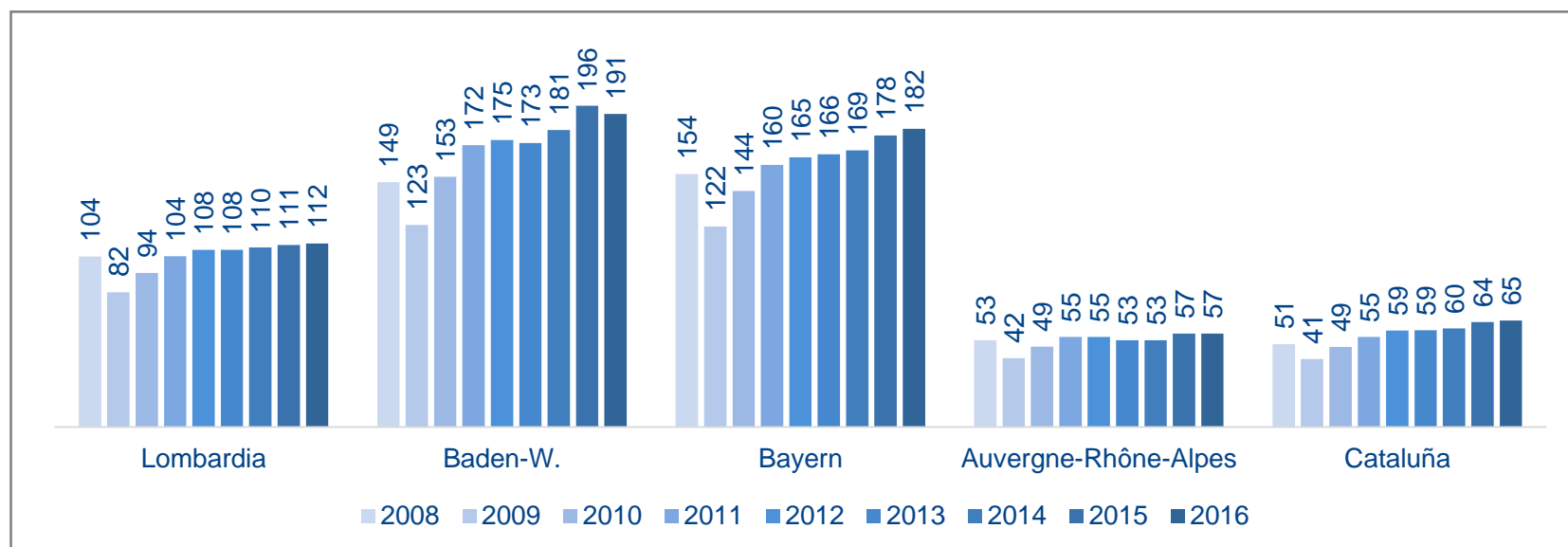


Source: Assolombarda Confindustria Milano Monza e Brianza and Politecnico of Milano, Booklet Startup

Lombardy and Milan: business structure

Export: Lombardy vs other European regions

Export (billion euro)



Source: Assolombarda Confindustria Milano Monza e Brianza on Istat, Destatis, Idescat, Douanes et droits indirects data

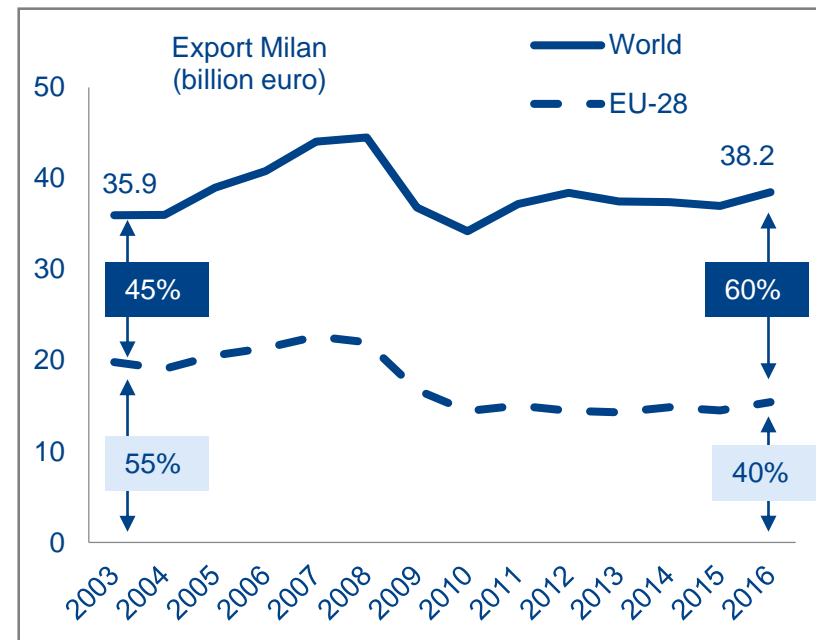
Lombardy and Milan: business structure

Export: Lombardy's main trade partners

Lombardy's main trade partners - 2016
(million euro)

		Export 2016	% change 2016-2008
1	Germany	15,172	6.2%
2	France	11,214	-8.0%
3	USA	8,043	36.8%
4	Spain	6,160	-4.8%
5	Switzerland	6,106	22.0%
6	United Kingdom	5,179	9.6%
7	China	3,601	49.9%
8	Poland	3,087	17.6%
9	Netherlands	2,701	2.9%
10	Turkey	2,587	26.8%

Repositioning on extra-EU markets: the case of Milan - 2016

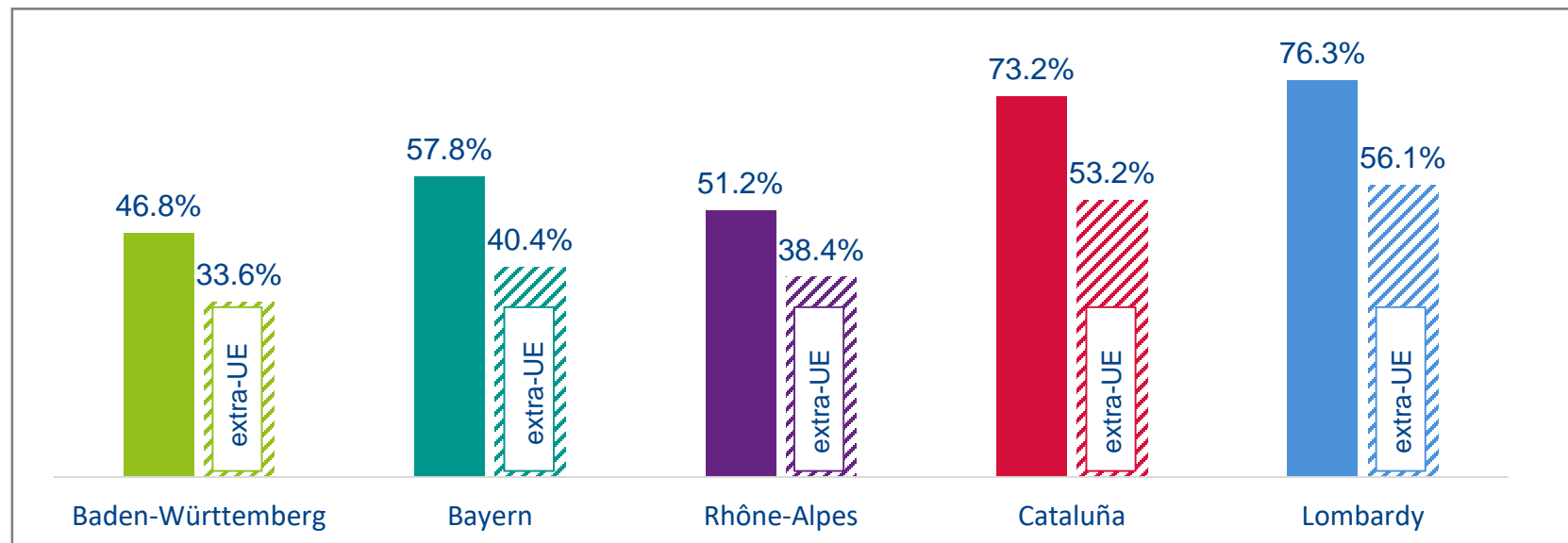


Source: Assolombarda Confindustria Milano Monza e Brianza on Istat data

Lombardy and Milan: business structure

Openness to international trade: outdoing German regions ...

Manufacturing exporters - 2015 (% of firms)

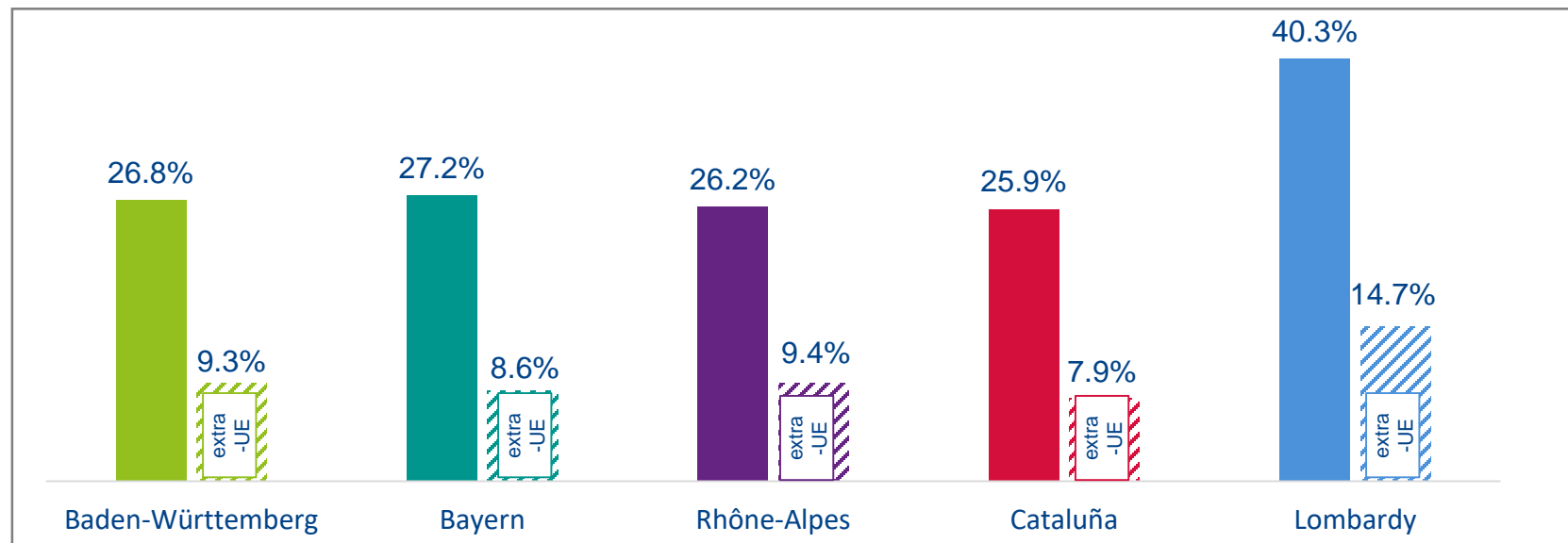


Source: Assolombarda Confindustria Milano Monza e Brianza on Assolombarda Confindustria Milano Monza e Brianza, *The performances of European firms: a benchmark analysis*

Lombardy and Milan: business structure

... also worth mentioning: the importance of export over total turnover

Export turnover of manufacturing firms - 2015
(% over total turnover)



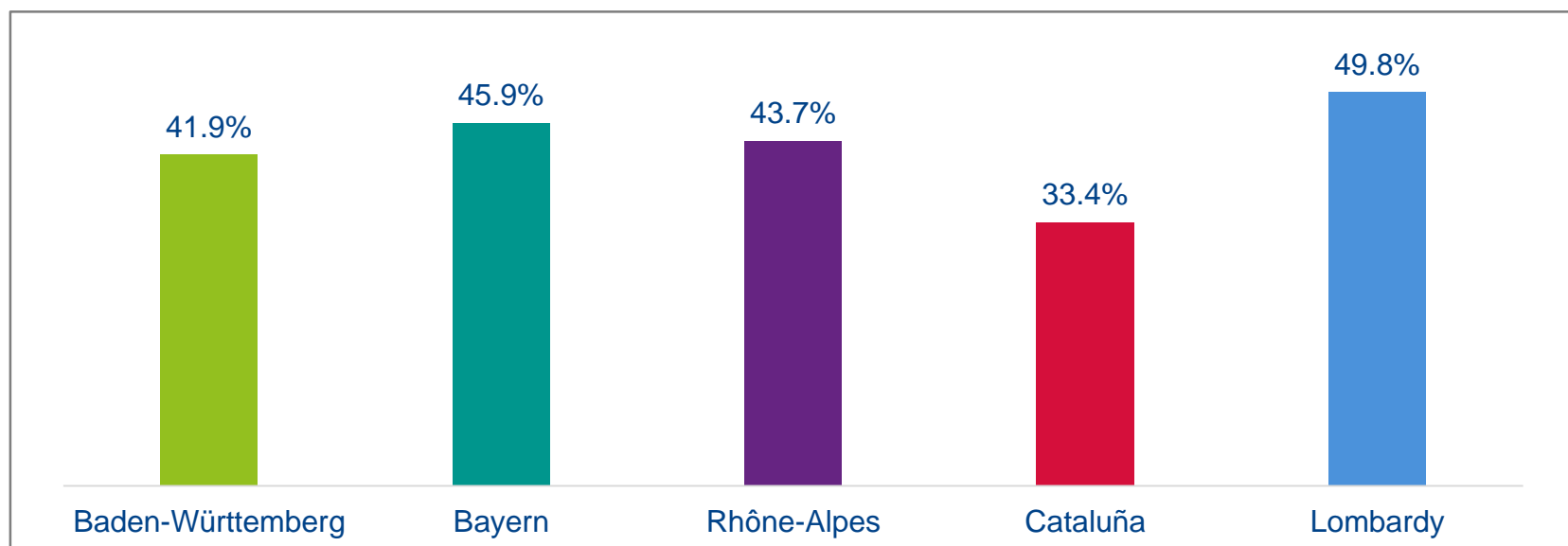
Source: Assolombarda Confindustria Milano Monza e Brianza on Assolombarda Confindustria Milano Monza e Brianza, *The performances of European firms: a benchmark analysis*

3. Lombardy and Milan: strengths

Lombardy and Milan: strengths

Business R&D investments in Lombardy: in line with German regions

R&D activity in manufacturing firms - 2013-2015 (% of firms)

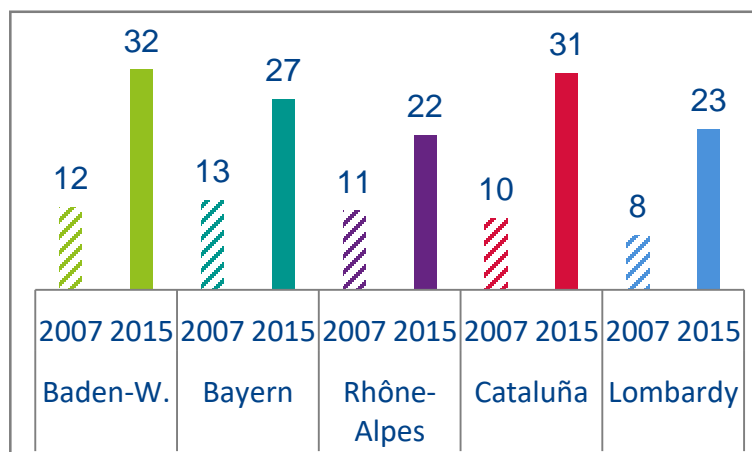


Source: Assolombarda Confindustria Milano Monza e Brianza on Assolombarda Confindustria Milano Monza e Brianza, *The performances of European firms: a benchmark analysis*

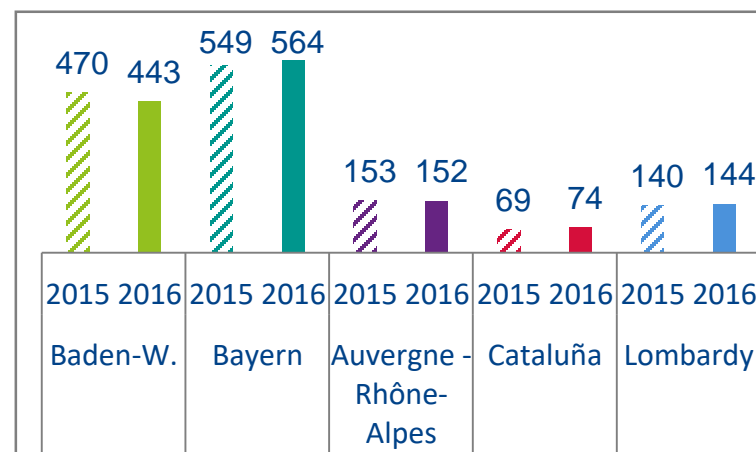
Lombardy and Milan: strengths

Research and innovation

Highly cited scientific articles per million inhabitants




Patents per million inhabitants



Source: Assolombarda Confindustria Milano Monza e Brianza, Booklet Ricerca e Innovazione

Lombardy and Milan: strengths

Innovation: the role of Lombardy in Italy



Source: Assolombarda Confindustria Milano Monza e Brianza, Booklet Ricerca e Innovazione

Lombardy and Milan: strengths

Strong presence of high-quality public and private research centers

13 universities



1 Institute for Advanced Study

12 CNR (National Research Council) Institutes and 18 territorial sections of CNR Institutes



3 sections of the Italian National Institute for Nuclear Physics and one European Joint Research Center

19 Institutes for Treatment and Research

700 Research and Technology Transfer Centers

Source: Assolombarda Confindustria Milano Monza e Brianza on CNR and Regione Lombardia data

Lombardy and Milan: strengths

Universities: high concentration (13) and international attractiveness

In Lombardy

Just under **270,000 university students**

of which **12,500 international university students** (around **10,000** in Milan)
equal to **5%** of the total number of students

The equivalent figure is **10%** in France
8% in Germany
3% in Spain



Source: Assolombarda Confindustria Milano Monza e Brianza on Miur, OECD and Assolombarda Confindustria Milano Monza e Brianza data

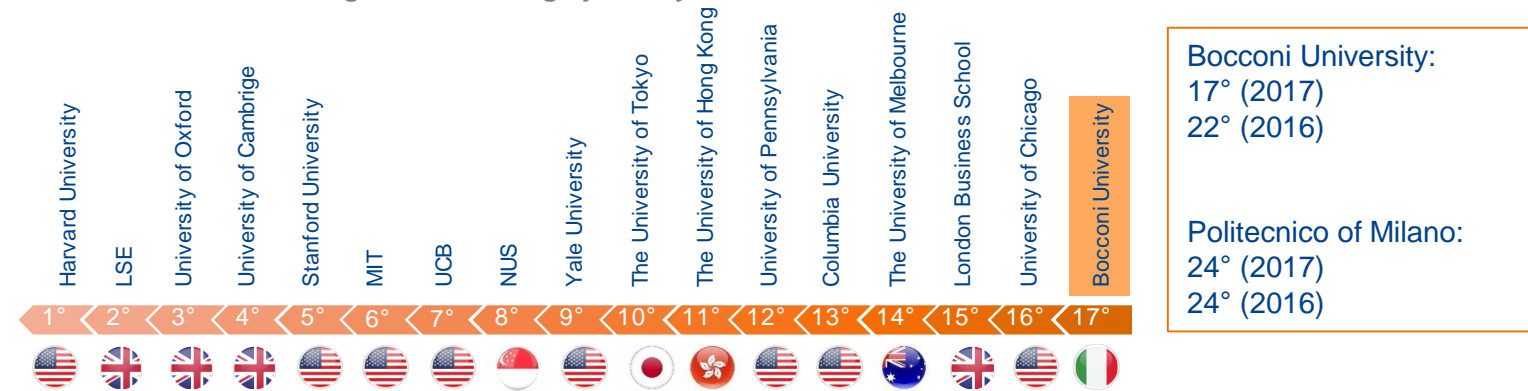
Lombardy and Milan: strengths

Universities: Politecnico of Milano and Bocconi examples of excellence

Engineering and Technology: Ranking by faculty - 2017



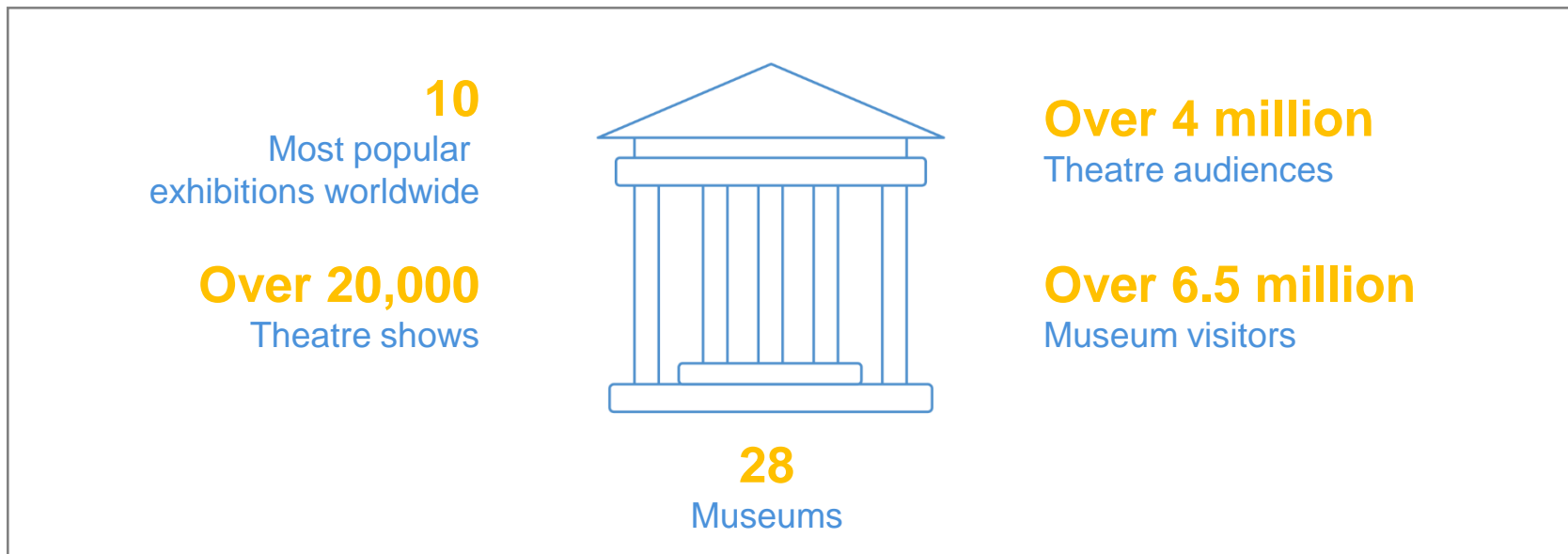
Social Sciences and Management: Ranking by faculty - 2017



Source: Assolombarda Confindustria Milano Monza e Brianza on QS Ranking data

Lombardy and Milan: strengths

Milan, a driver of Italian creativity

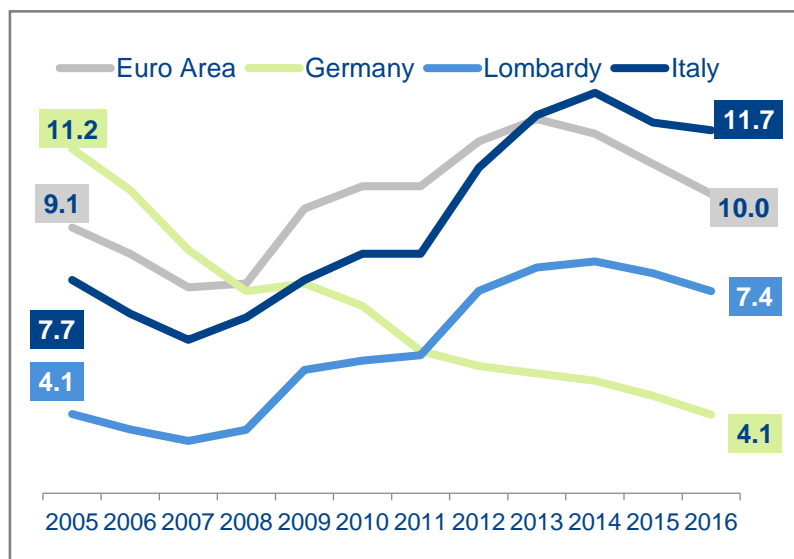


Source: Assolombarda Confindustria Milano Monza e Brianza and Comune di Milano, Milano Scoreboard 2017

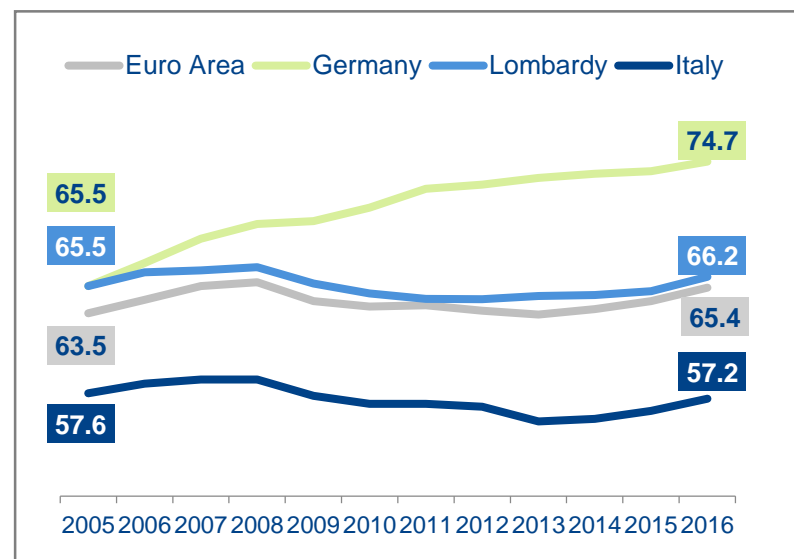
Lombardy and Milan: strengths

Labour market: a better performance than the Italian average

Unemployment rate



Employment rate

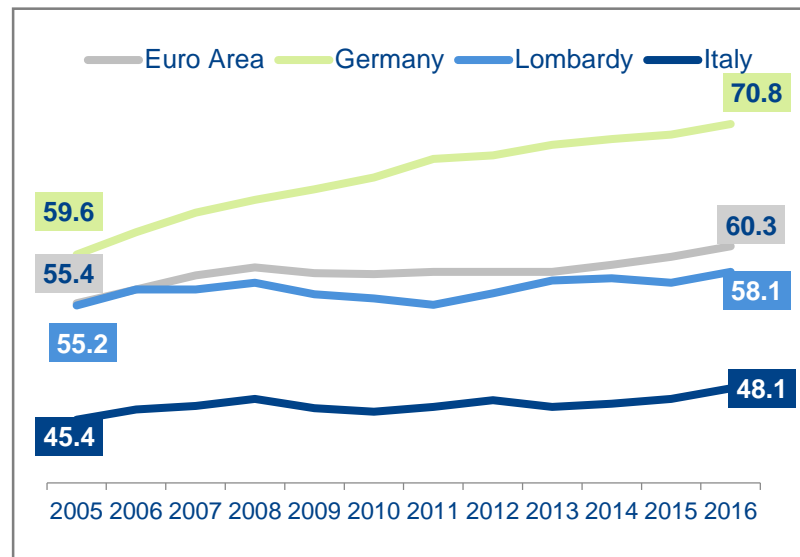


Source: Assolombarda Confindustria Milano Monza e Brianza on Istat and Eurostat data

Lombardy and Milan: strengths

Labour market: high female employment rate

Female employment rate



In Lombardy the female employment rate is in line with the 2010 Lisbon targets, thanks to:

- ...more **opportunities** for women to reach relevant positions/roles in their firms...
- ...diffusion of **part-time** contracts (25% among working women)...
- ...**welfare** initiatives both by large private companies and public institutions (78% of municipalities provide childcare services, such as kindergarten).

Source: Assolombarda Confindustria Milano Monza e Brianza on Istat and Eurostat data

Lombardy and Milan: strengths

What makes Lombardy and Milan a knowledge hub?

The fact that here you find:

- a **multi-sectorial economy**, with a core manufacturing sector integrated with a highly developed service sector (especially in Milan);
- a virtuous **network of small and medium enterprises** well integrated with **large enterprises** and **multinational companies**;
- the concentration of **13 long-standing and prestigious universities**, closely connected to the entrepreneurial system;
- a strong specialization in knowledge-intensive sectors and the availability of **high-skilled human capital**.



Lombardy and Milan: strengths

Milan S.T.E.A.M. city

STEAM, the acronym of Science, Technology, Engineering & Environment, Arts, Manufacturing



Science
Technology
Engineering & Environment
Arts
Manufacturing

Lombardy and Milan: strengths

Milan S.T.E.A.M. city

The strength of Milan originates from the unique and distinctive blend of four assets:




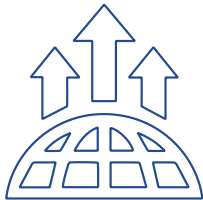
Lombardy and Milan: strengths

Milan S.T.E.A.M. city

STEAM - our vision: 4 enablers, 3 strategic levers and 4 innovation trajectories

4 enablers

- A simple and digital city
- A quick and accessible city
- Quality human capital
- An inclusive city




3 strategic levers

- Innovation
- Startups
- Global outreach

4 innovation trajectories

- Life sciences
- Manufacturing 4.0
- Art, culture e creativity
- Sustainable economy







ASSOLOMBARDA

Confindustria Milano Monza e Brianza

www.assolombarda.it
www.assolombardanews.it

